

MCW

magazine

CENTER FOR INTERNATIONAL BLOOD
AND MARROW TRANSPLANT RESEARCH

50 Years of Collaboration
to Help Patients and
Physicians Worldwide

MCW

magazine

MEDICAL COLLEGE OF WISCONSIN EXECUTIVE LEADERSHIP

John R. Raymond, Sr., MD –
President and Chief Executive Officer
 Joseph E. Kerschner, MD '90, FEL '98 –
*Provost and Executive Vice President; The Julia A. Uihlein, MA,
 Dean of the School of Medicine*
 Ravi P. Misra, PhD –
Dean, School of Graduate Studies
 George E. MacKinnon III, PhD, MS, RPh –
Founding Dean, School of Pharmacy
 Matthew Lester, MBA, MHA, CPA –
*Executive Vice President for Finance and Administration;
 Chief Operating Officer*

MEDICAL COLLEGE OF WISCONSIN BOARD OF TRUSTEES

Philip B. Flynn – <i>Chair</i>	Joseph E. Kerschner, MD '90, FEL '98
Jay B. Williams – <i>Immediate Past Chair</i>	Cynthia Lien
Elizabeth (Betsy) Brenner – <i>Vice Chair</i>	David Lubar
Jacqueline D. Herd-Barber – <i>Secretary</i>	Gregory Marcus
Mary Ellen Stanek – <i>Treasurer</i>	Anthony McHenry
Christy L. Brown	Chris Miskel
John Donofrio	Justin Mortara
David Gay	Marie L. Nakata, MD '89, GME '93
Linda Gorens-Levey	Janis M. Orlovski, MD '82
Paul W. Griepentrog	Warren Pierson
John M. Grogan	Rebecca J. Pirozzolo-Mellowes
Jon D. Hammes	Austin Ramirez
Ted D. Kellner	John R. Raymond, Sr., MD
	Kristina M. Ropella
	Peggy Troy

ALUMNI ASSOCIATION EXECUTIVE COMMITTEE

Jessica M. Olson, PhD '15, MPH '17 – *President*
 George M. Lange, MD '75
 Betty S. Pace, MD '81, GME '84
 Thomas E. Palmer, MD '71, GME '76, FEL '85
 Malika L. Siker, MD, GME '11

Executive Director of Alumni Relations

Angela K. Nelson
 alumni@mcw.edu / (414) 955-4780

MCW MAGAZINE STAFF

Sara L. Wilkins, MA, MPA – *Executive Editor*
 Greg Calhoun – *Senior Editor*
 Lisa Bergman – *Graphic Designer*
 Lyniece Rzepka – *Web Production Senior Consultant*

Contributing Writers:

Anthony Braza, Greg Calhoun, Richard Katschke, Alex Krouse,
 Anthony Perez, Michelle Schaefer, Rebecca Schulz,
 Karri Stock, Sara L. Wilkins

Senior Vice President for University Engagement and Strategic Planning: Mara Lord, MBA

Vice President and Chief Development Officer: Mitchell R. Beckman

Vice President for Marketing and Communications: Mary M. Reinke, MBA, MS

CONTACT US

Phone: (414) 955-8016; E-mail: MCWmagazine@mcw.edu
 Medical College of Wisconsin
 8701 Watertown Plank Rd.
 Milwaukee, WI 53226

CONNECT WITH US



TO DONATE A GIFT OR PLEDGE

Phone (414) 955-4700 | www.mcw.edu/giving

Reflecting on MCW's Many Positives in 2022

As 2022 draws to a close, we are pleased to reflect on the many positives that the Medical College of Wisconsin (MCW) experienced during the past 12 months.

Chief among these was that in March, following almost two full years of remote work for many members of the MCW community due to the COVID-19 pandemic, we welcomed many colleagues back to our three campuses. We gradually reduced COVID-19 mitigation measures in MCW-owned or -leased non-healthcare facilities until July 1, when we resumed relatively normal activities.

We were especially pleased to be able to return to in-person observances of milestone events that are meaningful to our students, faculty and staff. This enabled us to hold on-site Commencement ceremonies and catch-up alumni class reunions in May/June and Alumni Weekend in September (*see pages 26–31 and page 39 for photos*).

Throughout the year, we have celebrated many milestones that underscore our standing as a cornerstone institution in the region and the state.

In this issue's cover story on pages 18–21, we highlight the 50th anniversary of the Center for International Blood and Marrow Transplant Research (CIBMTR), which is jointly administered by MCW and the National Marrow Donor Program/Be The Match and which has a current registry of more than 600,000 patients from approximately 500 centers worldwide. More than just a registry, the CIBMTR is a multifaceted research program that collaborates with the global scientific community to advance hematopoietic cell transplantation and other cellular therapies to increase survival and enrich the quality of life for patients worldwide.

We appreciate our many significant partnerships across our missions of

education, patient care, research and community engagement. To that end, in this issue we are delighted to share a story about the 75th anniversary of the founding of a local community blood bank now known as Versiti, which has expanded throughout the Midwest to provide lifesaving and life-enhancing discovery, diagnosis and treatment through four essential components including the Versiti Blood Research Institute (VRBI). Located just north of MCW on the Milwaukee Regional Medical Center campus, the VRBI is a state-of-the-art facility that provides investigators and clinical scientists (many of whom also are MCW faculty) access to pioneering research equipment and services (*see page 11*).

It is critical for MCW, as a thriving and ever-evolving institution, to continue to invest in our people, programs, missions, partnerships and opportunities for further growth. In September, MCW leaders – along with supporters from the community and government representatives – ceremonially broke ground on the new 150,000-square-foot Cancer Research Building that will play a significant role in mitigating the cancer burden throughout eastern Wisconsin and beyond. Upon completion (expected by late 2024), the MCW Cancer Research Building will be the only cancer-dedicated research facility in Milwaukee and eastern Wisconsin (*see story on pages 12–13*).

During 2022 we also continued to expand and enhance our educational mission, including beginning the accreditation process for the new PA Studies Program under the leadership of founding director Christine Everett, PhD, MPH, PA-C, and moving forward with the development of a new medical school curriculum to be implemented with the matriculating class of 2023 (*see story on page 7*).

Message From Leadership



MCW-Milwaukee medical students participate in a Community Engagement Pathway session, October 2022.

In closing, we would like to express our sincere appreciation and gratitude to Christopher P. Kops, CPA, MBA, who retired on July 31, 2022, from his position as MCW's executive vice president for finance and administration, and chief operating officer, after more than six years of exemplary service to our institution.

Among his many accomplishments since joining MCW, Kops was instrumental in the planning and financing of the Hub for Collaborative Medicine and the financing and renovations of the Basic Science Building. As a stalwart supporter of MCW's academic missions, Kops was instrumental in creating MCW's \$300 million research quasi-endowment and was a champion for the planned Cancer Research Building as noted above. Additionally, Kops provided a steady guiding hand to help us surmount the financial challenges posed by the COVID-19 pandemic while concurrently ensuring that MCW maintained its strong bond ratings from S&P and Moody's. We wish him well in his retirement!

We are pleased to share that Kops' successor, Matthew Lester, MBA, MHA, CPA, joined MCW on August 1 from Case

Western Reserve University School of Medicine, where he served as vice dean, finance and administration, and adjunct assistant professor in the school's division of general medical sciences. A leadership profile of Lester can be found in this issue on page 6.

We are deeply grateful to our alumni, donors, partners, faculty, staff and learners for your continued dedication and commitment to MCW during 2022. We believe we can create a bright future together through shared ideas, meaningful collaboration and thoughtful investments.

We look forward to celebrating MCW's 130th anniversary in 2023! ■

Philip B. Flynn, Chair,
MCW Board of Trustees

Joseph E. Kerschner,
MD '90, FEL '98,
Provost and Executive
Vice President, and the
Julia A. Uihlein, MA, Dean
of the School of Medicine

Ravi P. Misra, PhD,
Dean, School of Graduate
Studies

John R. Raymond, Sr., MD,
President and CEO

Matthew Lester, MBA,
MHA, CPA,
Executive Vice President,
Finance and Administration,
and Chief Operating Officer

George E. MacKinnon III,
PhD, MS, RPh, Founding
Dean, School of Pharmacy

Contents

- 6 / CONGRATULATING NEW MCW LEADERS
- 7 / INTRODUCING MCWFUSION™ CURRICULUM
- 8 / LESSONS OF GLOBAL ENGAGEMENT
- 10 / JUMP-STARTING A PHARMACY CAREER
- 11 / CELEBRATING 75 YEARS OF VERSITI PARTNERSHIP
- 12 / BREAKING GROUND ON TRANSFORMATIONAL CANCER RESEARCH BUILDING
- 14 / WORLD-CLASS TYPE 1 DIABETES RESEARCH
- 16 / VISION OF PHILANTHROPY
- 18 / 50TH ANNIVERSARY OF THE CIBMTR
- 22 / CTSI COMMUNICARE PILOT
- 24-25 / ALUMNI ASSOCIATION PRESIDENT'S LETTER, AWARDS AND TRIBUTES
- 26-31 / CATCH-UP REUNIONS AND ALUMNI WEEKEND PHOTOS
- 32 / MERRY SEBELIK, MD '86, GME '91
- 33 / LARRY STEPHENSON, MD '70
- 39 / 2022 MILESTONE REUNION PHOTOS
- FEATURES
- 4 / STAT REPORT
- 34 / ALUMNI NOTES
- 36 / IN MEMORIAM

FEATURED PHOTOGRAPHERS: Alex Boyes; James Peck; Dale Reince; Michelle Schaefer; David Szymanski; and Jay Westhauser.

MCW IS COMMITTED TO EQUAL OPPORTUNITY AND NON-DISCRIMINATION INCLUDING COMPLIANCE WITH TITLE IX. PLEASE SEE MCW.EDU/TITLEIX FOR MORE INFORMATION.

ABOUT THIS ISSUE

Our Fall 2022 issue features special content for alumni. On pages 24-31, we detail our annual alumni award recipients and welcome new MCW/Marquette Medical Alumni Association board members, as well as provide photos from class reunions (including catch-up reunions celebrated in spring 2022). Pages 34-38 are devoted to sections on Alumni News and In Memoriam. Page 39 (inside back cover) features candid photos from our 2022 milestone reunions. **Note:** MCW's fiscal year 2022 Financial Audit Report will be available shortly on mcw.edu/annualreport.

STAT REPORT

Graduate School Growth and Transitions

The MCW Graduate School of Biomedical Sciences recently was renamed the MCW School of Graduate Studies to better reflect the breadth and diversity of its current and planned degree and certificate programs. The graduate school currently offers more than 40 programs and degree tracks – a number of which are in the healthcare and public health fields, which typically are not classified as “biomedical sciences.”

Additionally, Ravi P. Misra, PhD, dean of the School of Graduate Studies, will be transitioning to the newly created role of associate provost, accreditation and program development, to capitalize on his proven expertise in institutional accreditation. This specialized area will

become ever more important as MCW grows and evolves its curriculum, as well as adds academic programs to support improved health outcomes.

In his new role, Dr. Misra will support the institution’s education mission by providing university-level leadership to create opportunities for the continuity of processes, policies and best practices. Additionally, he will serve as a critical leader in MCW’s evolution as a health sciences university and will ensure coordination among MCW’s schools and their respective program accreditations.

During his 12-year tenure as dean, Dr. Misra has grown the graduate school through increased student enrollment and the addition of robust master’s and

doctoral degree programs, certificate programs and postdoctoral education opportunities, as well as significantly enhancing the visibility of graduate education at MCW.

Dr. Misra has been instrumental in helping to facilitate and lead MCW’s early transition to a health sciences university, working closely with other education leaders to help build institutional-level infrastructure to support all MCW students and programs. Dr. Misra has successfully shepherded MCW’s Higher Learning Commission Certification for the past 10 years and has facilitated an environment for learners to train with nationally recognized biomedical health researchers. ■



Dr. Ravi P. Misra

Kerschner Family's Philanthropy Supports Dreams of Becoming a Doctor



(l-r) Joe, Abby, Jane (with Campy), Anna and Jack Kerschner, Thanksgiving 2021.

Joseph E. Kerschner, MD '90, FEL '98, his wife, Jane, and their children are endowing a chair for the Medical College of Wisconsin School of Medicine to support initiatives in the education program and to assist students from economically under-resourced backgrounds.

When the chair is fully funded, the Kerschner Family Chair in Medical Education will be held by MCW's senior associate dean for medical education.

Dr. Kerschner, provost and executive vice president, and the Julia A. Uihlein, MA, Dean of the School of Medicine, has bolstered MCW's reputation as a hub for innovative medical education. The announcement of the new chair was made during MCW's annual Convocation event on September 15, which opens the start of the academic year.

"Jane and I are grateful for the opportunity to invest in the long-term strategic objectives of the MCW School of Medicine," Dr. Kerschner shares. ■

Forensic Science Facility Moving Forward

Since fall 2015, MCW has held on-and-off conversations about the possibility of a Forensic Science and Protective Medicine facility located on the Milwaukee Regional Medical Center campus, and it is now likely to become a reality.

In September MCW hosted a meeting with MCW leaders, the proposed architects and primary stakeholders from the Milwaukee Southeast Regional Crime Lab, Milwaukee County Medical Examiner's Office and Milwaukee County Office of Emergency Management to discuss the project's background, current building plans and location, MCW's role in facilitating the discussion and the state/county/MCW partnership.

MCW's needs and facility plans have evolved since conversations began seven years ago – but it does not expect to require space in this new building. MCW does anticipate, however, that the state and county (both of which will fund construction of the facility) will serve as important collaborating partners across all four of the institution's missions – similar to MCW's relationship with Versiti (*see story on page 11*).



Current plans call for a three-story facility that will house the Milwaukee Southeast Regional Crime Laboratory, the Milwaukee County Medical Examiner's Office and the Office of Emergency Management.

Additional meetings will be held with stakeholders from MCW, the county and state to discuss space planning for an Emergency Operations Center and how they can best integrate teaching and education space into their dedicated areas. ■

MCW Welcomes New Leaders



Matthew Lester, MBA, MHA, CPA

Executive Vice President for Finance and Administration, and Chief Operating Officer

Matthew Lester, MBA, MHA, CPA, was appointed as executive vice president for finance and administration, and chief operating officer, effective August 1, 2022.

Lester has 20 years of management experience leading and advising healthcare and higher-education organizations. Immediately prior to joining MCW, he served as vice dean, finance and administration, at Case Western Reserve University School of Medicine. He also was an adjunct assistant professor in the school's division of general medical sciences.

In his previous position at Case Western – which he had held since joining the institution in 2016 – Lester had dual reporting to the dean of the School of Medicine as well as to the university chief financial officer, and was responsible for the School of Medicine's fiscal management and overall business affairs. Along with school and university leadership, Lester played a key role in the renewal and implementation of three affiliation agreements and subsequent amendments.

Additionally, Lester oversaw several offices including the office of enrollment management; office of administrative operations, which provided department administration and overall improvement in business processes; and office of strategic initiatives. ■



Francesca Marassi, PhD

Chair of Biophysics

Francesca Marassi, PhD, was appointed as chair of the department of biophysics, effective October 1, 2022.

Before joining MCW, Dr. Marassi served as professor in the Cancer Center at the Sanford Burnham Prebys Medical Research Institute (SBP) in La Jolla, Calif. She also was scientific director of the structural biology core of the SBP Cancer Center, which has been designated by the National Cancer Institute (NCI) since 1981.

Dr. Marassi joined SBP in 2000, serving as assistant professor from 2000–2006 and associate professor from 2006–2013 before being promoted to the rank of professor. From 2019–2021, she served as director of the cell and molecular biology of cancer program at SBP and in 2019 became scientific director of the structural biology core at the SBP cancer center.

Dr. Marassi's major areas of research focus on understanding the structures and functions of proteins embedded in cellular membranes or bound to lipids. Many of these proteins play important roles in host–pathogen interactions, ectopic deposit formation in degenerative diseases and cancer-related programmed cell death, and their dysfunctions are linked with devastating diseases.

She also has been significantly involved in undergraduate, graduate and postdoctoral education. ■



Tennille Sifuentes, CPA

Vice President of Compliance and Risk Management, and Chief Compliance Officer

Tennille Sifuentes, CPA, was appointed as vice president of compliance and risk management, and chief compliance officer, effective August 1, 2022.

Sifuentes had served as acting vice president of compliance and risk management since July 13, 2022, and also served in the interim role from October 2, 2021–March 15, 2022. She joined MCW in September 2003 as staff auditor and rose through the ranks as internal auditor senior and manager of internal audit.

Her responsibilities have included oversight and management of three risk and regulatory compliance offices: clinical compliance, research compliance and internal audit.

Additionally, Sifuentes has assessed and quantified compliance, regulatory, process, operational, financial, reputational or other risks to MCW's missions; oversaw audits, reviews and special projects; and informed and advised MCW senior management on matters pertaining to external regulatory or contractual audits.

During the past several years, Sifuentes has prompted innovation and improvement in the clinical and research compliance offices and successfully monitored, interpreted, communicated and implemented rapidly changing telehealth rules during COVID-19. ■

–SARA L. WILKINS

Introducing MCWfusion™ Curriculum

The MCW School of Medicine (SOM) is moving ever closer to finalizing a new curriculum that will be implemented with the matriculating class of 2023.

Through an extensive process that included outreach to the SOM community for naming suggestions and two separate voting opportunities, MCW's Curriculum Innovation team recently unveiled the name of the new SOM curriculum: MCWfusion™ Curriculum.

The current SOM Discovery curriculum follows the traditional two years of biomedical science and two years of clinical medicine, and is siloed in its approach. The new curriculum will be more meaningfully integrated, provide students with increased flexibility and ensure that they are developing the competencies needed for a successful transition to residency.

The MCWfusion™ Curriculum will showcase the medical school's ability to combine the power of basic and clinical science. Additionally, the goal of the new curriculum is to produce competent, well-rounded physicians who will be excellent clinicians in any specialty and who are prepared to practice in the future healthcare environment. This will provide students with opportunities to develop skills to pursue specific career goals.

The MCWfusion™ Curriculum will allow for longitudinal relationships between faculty and students through patient-based cases and coaching. The new curriculum will retain components of the current Discovery curriculum, including hands-on labs such as anatomy and the Pathways program. The hallmarks of the MCWfusion™ Curriculum include:

- A three-phased program in which MCW-Milwaukee students will participate in a four-year program, and MCW-Central Wisconsin and MCW-Green Bay students will be offered a three-year calendar-efficient program.
- Learning communities supporting student well-being, peer mentoring and faculty academic advising and coaching.
- Integrated foundational science learning organized as organ systems-based blocks.
- Longitudinal curricular threads in communication, health equity, character and professional development, critical thinking, health systems science, patient care skills, and interprofessional education and practice.
- Spiral weeks offering time for integration of threads, foundational science and clinical medicine, creation of individual development plans for excellence and remediation, and fostering meaningful connections with peers and faculty.
- Individualization tracks in phase three offering specialty-specific learning opportunities, including preparedness for residency.

The seeds for a new curriculum were planted in July 2019 when an exploration group was formed – comprising 12 members from



MCW's Office of Academic Affairs, the Robert D. and Patricia E. Kern Institute for the Transformation of Medical Education, the Curriculum Evaluation Committee (CEC) and the regional campuses – to review curricula of medical schools around the country to understand new trends in medical education. The group met for three months and developed a draft philosophy and aims for a new medical school curriculum.

In October 2019, a SOM retreat convened with more than 100 attendees who reviewed materials from the exploration group and developed organizing principles for the curriculum. From December 2019 to August 2020, a steering committee of 16 members from Academic Affairs, the Kern Institute, regional campuses, CEC and Faculty Council finalized five guiding principles and next steps.

In November 2021, the CEC approved the initial plan submitted by the Curriculum Innovation team and created a timeline for key milestones. The work since that time has focused on faculty development and further honing the curriculum.

The Curriculum Innovation team is led by co-directors Alexandra Harrington, MD '04, GME '08, FEL '09, MLS^{CM}, MCW professor of pathology and member of the faculty pillar of the Kern Institute, and Amy Prunuske, PhD, associate professor at MCW-Central Wisconsin. Drs. Harrington and Prunuske currently are meeting with stakeholders across MCW departments to discuss the team's vision for the new curriculum and efforts for implementation.

The team also is working to build the faculty for the new curriculum from within MCW, including those faculty who currently teach within the current Discovery curriculum. Additional faculty development focuses on how to help facilitate patient-based discussions (a cornerstone of the new curriculum), with guidance provided by education experts in the MCW Office of Educational Improvement. ■

–SARA L. WILKINS

Lessons of Global Engagement: Rwandan Resourcefulness

MCW Master's Degree Student Embraces Resourcefulness, Creativity and Adaptability During Global Health Internship



MCW master's degree student S. Ryan Jacobus (third from right) with colleagues in Rwanda, March 2022.

When S. Ryan Jacobus, a student in the MCW Master of Science in Global Health Equity program, landed in Kigali, Rwanda, in March 2022, he couldn't wait to meet his collaborators. After months of discussing ideas over Zoom, he was about to work in person with his Rwanda-based project mentors, Immaculate Kyarisiima and Elias Sebutare of Health Builders – an MCW partner nongovernmental organization Jacobus had been working with leading up to his internship.

Anxious to begin his internship and advance his thesis work evaluating mental health screening tools used after the Rwandan genocide, Jacobus embraced resourcefulness and adaptability. He conducted his first interview with a nurse

at a Health Builders' health center on Saint Patrick's Day, and brought green beads and celebratory swag to help forge connections. This proved valuable in his work over the next two weeks, during which he completed a scoping site analysis, conducted medical provider interviews at health centers in two districts and investigated social stigmas surrounding mental health issues.

Global Health Equity in Rwanda

"My initial thesis work was a literature review in which I reviewed as many mental health screening tools as possible for conditions like post-traumatic stress disorder (PTSD), anxiety and depression," Jacobus explains. "Once I got to Rwanda and talked to my collaborators, I realized that these thesis work plans were invalid because the stigma around mental health is so strong there that medical providers were not using patient screening tools in the clinics."

Jacobus pivoted his work based on these observations in the clinics and began to gather the medical providers' perspectives and listen to them as much as possible.

"I observed that they had two major problems: funding and training for mental healthcare. I switched my thesis work to focus on the stigma surrounding mental health and offering solutions like finding

funding through grants and private-public partnerships," Jacobus says. "I also investigated solutions like implementing community mental health programs at educational institutions or sports teams with trained professionals. What I had originally planned for my thesis work and what I ultimately did in Rwanda were two very different projects."

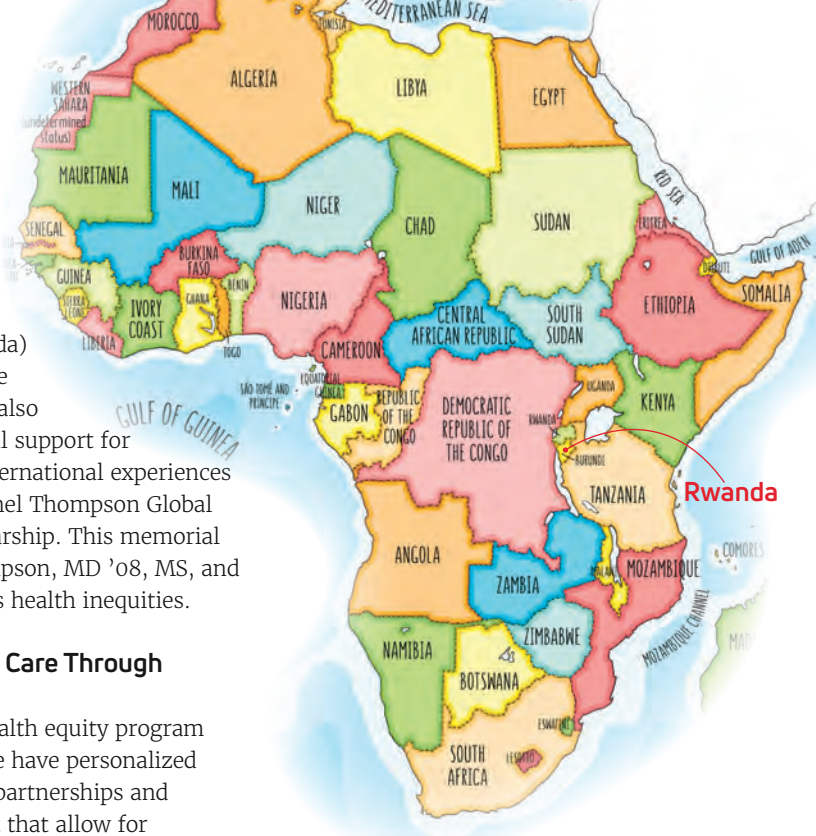
Jacobus realized that the traits he was learning to become a global health leader – such as adaptability, resourcefulness, creativity and innovation – were traits he admired in the people he met in Rwanda.

"In my provider interviews, I saw people working as hard as possible with little resources out of a sheer passion for their country. They placed a high value on creative thinking, innovation and resilience in the face of those challenges," he shares.

"They see for themselves how people in other cultures can achieve much with very few resources and learn flexibility and resourcefulness. That's why we have designed an experiential learning program that is hands-on and project-based."

— Dr. Laura Cassidy





These experiences are exactly the type of learning opportunity that Laura Cassidy, PhD, MS, founding director of MCW’s Master of Science in Global Health Equity program, hoped Jacobus and other students might gain from their global health thesis work.

“Through MCW’s program, students get the opportunity to learn to tailor a health project in a setting unlike their own,” Dr. Cassidy explains. “Along the way, they learn cultural competence, humility and how to engage. They see for themselves how people in other cultures can achieve much with very few resources and learn flexibility and resourcefulness. That’s why we have designed an experiential learning program that is hands-on and project-based.”

MCW’s Master of Science in Global Health Equity program is the first in Wisconsin and offers students an opportunity to conduct a global health research project and advance their medical education with one of MCW’s local or international partners. Partnerships include the University of Basel (Switzerland), Aegis Trust (Rwanda), Great Lakes Native American Research Center for Health,

Makerere School of Public Health (Uganda) and others across the globe. The program also receives full financial support for the MS students’ international experiences through the Dr. Rachel Thompson Global Health Equity Scholarship. This memorial honors Rachel Thompson, MD ’08, MS, and her legacy to address health inequities.

Increasing Quality Care Through Partners in Health

“MCW’s global health equity program is unique because we have personalized mentorship, strong partnerships and institutional support that allow for experiential learning,” Dr. Cassidy says. “It’s not a large program, so students benefit from close interaction with other students across MCW, as well as individualized faculty attention and tailor-made lessons based on student interests.” The program’s faculty includes experts in global health from across MCW and hosts adjunct faculty from around the world.

“MCW’s global health equity program appealed to me because I connected with its faculty,” Jacobus says. “They are interesting people with varied backgrounds and are good mentors, and I’ve been able to develop very strong relationships.” He also credits the international internship and community health focus when he searched for degree programs.

Dr. Cassidy has high hopes for providing more students with the opportunity to learn about and improve equity through MCW’s global health equity program and become future global health leaders.

“We are continuously working to build more partnerships, add expert faculty and create specific tracks for students to enter based on their interests like chronic disease, mental health and more,” Dr. Cassidy shares. She also hopes to admit more students from MCW pipeline programs and students from low- and middle-income countries.

Jacobus is confident his experience in MCW’s global health equity program has prepared him for a strong future. “My experience revealed much about the kind of work I want to do – which allows every individual to develop as fully as they can to contribute to the problems we all face,” Jacobus shares. “Every individual – in Milwaukee and around the world – deserves a good quality of life and well-being.” ■ – MCW MAGAZINE STAFF

MCW Names New Associate Dean for Global Health

Laura D. Cassidy, PhD, MS, professor with tenure in MCW’s Institute for Health & Equity (IHE), was appointed as associate dean of global health in July 2022. Dr. Cassidy also serves as director of the division of epidemiology and social sciences, founding director of the Master of Science degree program in global health equity and research director within the IHE.

Dr. Cassidy is an experienced epidemiologist and population science researcher. She has devoted considerable time and energy to global health endeavors such as building trauma registries in Nigeria and Haiti, and collaborating with the West African College of Surgeons.

In May 2022, Dr. Cassidy (at center) and MCW faculty member Dr. Staci Young (third from right) traveled to Rwanda to build partnerships and expand training in rural clinics.



Jump-Starting a Pharmacy Career

For second-year MCW pharmacy student Jessica Mickevicius, walking with her Marquette University undergraduate class at graduation was very surreal.

“It was crazy to think that I had already completed a whole year of pharmacy school and was well on my way to my future career when all of the other students graduating from my class were still trying to figure out what was next for them. I feel very secure in my choices and know that I am working my way to my dream career,” shares Mickevicius.

Mickevicius is a participant in the MCW School of Pharmacy’s groundbreaking undergraduate dual-degree program, which provides an accelerated route for students to earn both a Bachelor of Science (BS) or Bachelor of Arts (BA) degree from an undergraduate partner school and a Doctor of Pharmacy (PharmD) degree from MCW.

The dual-degree program takes six or seven years to complete, including three to four years of undergraduate curriculum at the partner school followed by three years of PharmD curriculum at MCW. Students in the 3+3 dual-degree program who successfully complete their first year in the MCW School of Pharmacy will fulfill final requirements for their undergraduate degree through “reverse transfer” of those credits. This option alleviates some of the financial burden of school tuition for students seeking to obtain both a bachelor’s degree and PharmD degree.

“I cannot express how wonderful the dual-degree program has worked out for me. I was able to get my full Bachelor of Science in three years of undergraduate studies and then transfer back my credits from pharmacy school,” says Mickevicius.

This year, nine second-year pharmacy students from the Class of 2024 were able to earn their bachelor’s degrees as part of the 3+3 dual-degree program.

Marquette University student Morgan Carroll, one of the nine dual-degree program participants in the Class of 2024, decided she wanted to become a pharmacist during her senior year of high school. “I learned about the dual-degree program by researching pharmacy schools online when I was looking for colleges to attend in high school. I came to MCW for a tour for the first time in 2015 and enjoyed the modern features and classroom style of the campus.”



Second-year MCW pharmacy students who are participating in the dual-degree program, with Founding Dean George MacKinnon, III, PhD, MS, RPh (third from left): (l-r) Matthew Bougie, Jared Landreman, Oliva Vlasin, Gina Marchetti and Morgan Carroll.

The students attended undergraduate partner institutions across the state, including Carroll University, Marquette University, Saint Norbert College and Wisconsin Lutheran College. The MCW School of Pharmacy currently partners with 13 institutions in Wisconsin for the dual-degree program. Dual-degree program students who express an interest in the program have access to open-house events, advising from faculty members, undergraduate research opportunities and invitations to professional development events at MCW. Students also have access to opportunities such as participating in MCW’s Summer Program for Undergraduate Research, attending the Pharmacy Society of Wisconsin Annual Meeting and attending the MCW School of Pharmacy Discovery Day.

“Staying on track and meeting the requirements for both my undergraduate coursework and MCW prerequisites was at times a challenging workload; however, it prepared me for the rigors of the pharmacy program,” says Emma Hilgendorf, a dual-degree student from Wisconsin Lutheran College. “My goal as a pharmacist is to work in the community setting. As pharmacists are one of the most accessible healthcare providers in the community, I look forward to the opportunity of being a valuable resource to patients while promoting wellness.” ■ — MICHELLE SCHAEFER

“Staying on track and meeting the requirements for both my undergraduate coursework and MCW prerequisites was at times a challenging workload; however, it prepared me for the rigors of the pharmacy program.”

— Emma Hilgendorf, dual-degree student

A Tradition of Innovation Runs in Milwaukee's Blood: Celebrating 75 Years of Versiti Partnership

Blood – the ubiquitous life source that sustains all, from man to mosquito – is a biological imperative. Beyond its lifegiving properties that circulate swiftly through our veins, blood plays a crucial role in advancing medical discoveries, diagnoses and treatment. At the vanguard of this medical research is the entity known as Versiti, a critical resource and partner to the healthcare community with Milwaukee roots, a national reach and a close tie to MCW.

From its beginnings in 1947 as a community blood banking initiative run by The Junior League with a medical director from the Marquette University School of Medicine (MCW's predecessor), the Versiti Blood Center of Wisconsin has grown its scope, scale and function in profound ways. Uniting several Midwestern affiliates specializing in blood and tissue research and expertise, the BloodCenter of Wisconsin formally rebranded in 2019 as Versiti – continuing its longstanding tradition of providing lifesaving and life-enhancing discovery, diagnosis and treatment. Now comprising four essential components – the Versiti Diagnostic Laboratory, the Versiti Blood Research Institute (VBRI), organ and tissue procurement and blood banking initiatives – Versiti boasts a portfolio of impressive and essential services and affiliations.

And MCW has been a partner the entire way. The VBRI, located just north of MCW on the Milwaukee Regional Medical Center campus, is a state-of-the-art facility that provides investigators access to pioneering research equipment and services. The investigators and clinical scientists at the VBRI, many of whom are also MCW faculty, embrace a culture of curiosity-driven collaboration to continually facilitate opportunities for translational research.



Dr. Michael Deininger



For physician-scientist Michael Deininger, MD, PhD, MCW professor of medicine and associate dean of research, the affiliation between MCW and Versiti, and more specifically, the VBRI, provides him and his colleagues unique and timely benefits. His clinical hematology practice provides opportunities to learn about the “unsolved problems and unmet needs” of his patients. His work as the Mike and Cathy White Endowed Chair, executive vice president and chief scientific officer of Versiti and the director and senior investigator of the VRBI, provides access to cutting-edge lab resources.

The VBRI drives innovation and research into some of the most complex and devastating diagnoses, including aplastic anemia, autoimmune diseases, blood diseases, cancer, heart disease and stroke. It is also home to expert researchers and scientists who are pioneering breakthroughs in identifying and treating bleeding disorders such as hemophilia and von Willebrand disease (VWD).

In fact, the VBRI leads the field in VWD research and is home to some of the world's leading VWD experts, including VBRI director of thrombosis Sandra Haberichter, PhD, MCW associate professor of pediatrics, and senior investigator Robert Montgomery, MD, MCW professor of pediatrics (hematology and oncology).

VWD is a genetic disorder characterized by a missing clotting protein that can cause heavy bleeding and easy bruising, among more serious complications. The VBRI cites VWD as the world's most common and undiagnosed bleeding disorder, and for the last 20 years, the VRBI's physician-scientists have led the field in conducting research, developing assays and initiating clinical trials – with the goal of innovating tools and techniques to give new hope to patients who suffer from the disease.

Each innovation driven by Versiti creates improvements to diagnoses and advancements in treatments, and creates opportunities for better patient outcomes. In this way, among others, Versiti's ethos – some 75 years strong – echoes MCW's guiding principle to pioneering pathways to a healthier world. ■ – ELISA KARBIN

MCW Breaks Ground on Transformational Cancer Research Building



“The new Cancer Research Building at MCW will be the place where diverse ideas and people intersect with state-of-the-art instrumentation and technology to solve the greatest challenges in cancer and bring palpable solutions to patients and our community.”



Dr. Gustavo Leone

In September 2022, MCW ceremonially broke ground on a new 150,000-square-foot cancer research facility on the MCW-Milwaukee campus that will play a significant role in mitigating the cancer burden throughout eastern Wisconsin and beyond. Leaders across MCW and partner institutions were joined by state and local officials, donors and community advocates to celebrate the momentous occasion, which marks a new era in cancer research at MCW.

Once complete, the MCW Cancer Research Building will be the only cancer-dedicated research facility in Milwaukee and eastern Wisconsin. It will centralize MCW’s existing cancer research operations, which currently consist of nearly 700 researchers in 135 labs campus-wide. It also will create space to enable more synergistic cancer research projects to take shape with community partners and research participants focused on improving health outcomes for patients.

“The MCW Cancer Research Building will serve as a hub for cancer innovation and bring together the brightest minds to forge innovations to address the cancer burden impacting patients and families,” says John R. Raymond, Sr., MD, MCW president and CEO. “Perhaps most importantly, this facility will allow us to increase our attention to reduce cancer disparities among underrepresented groups in our communities.”

Building Breakthroughs in Cancer Research

Wisconsin ranks above the national average for rates of cancer incidence and mortality, with persisting disparities both in geographic areas and among racial and ethnic minority populations. The building project aims to accelerate research into the various biological, genetic and social causes of cancer and cancer disparities in the state. It also will forge a focus on developing the latest in cancer therapeutics for patients with rare and aggressive cancers seeking treatment at Froedtert Hospital, Children’s Wisconsin and the Zablocki Veterans Administration Medical Center.

“We’re all working together toward one goal – to eradicate cancer,” notes Gustavo Leone, PhD, director of the MCW Cancer Center and the Dr. Glenn R. and Nancy A. Linnerson Endowed Chair for Cancer Research. “The new Cancer Research Building at MCW will be the place where diverse ideas and people intersect with state-of-the-art instrumentation and technology to solve the greatest challenges in cancer and bring palpable solutions to patients and our community.”

The Cancer Research Building demonstrates MCW’s long-term commitment to developing advanced research programs and broader infrastructure to lead promising cancer studies in Milwaukee. Construction was funded in part by a \$10 million investment



Leaders and MCW Cancer Center partners ceremonially break ground for the future Cancer Research Building.



(l-r) Ginny Bolger, Dr. Mary Horowitz and Dr. Alonzo Walker.



Architectural renderings of the future Cancer Research Building.

from the state of Wisconsin, with research made possible by philanthropic gifts and endowments that will drive the center's scientific initiatives and accelerate new cancer discoveries.

The building will be located on the Milwaukee Regional Medical Center campus in Wauwatosa. Construction is expected to be completed by late 2024. ■

— LEE DICKERT



(l-r) Tina Curtis (vice president, cancer service line, Froedtert Health), Dr. Gustavo Leone and Dr. Mary Horowitz.




Leaders across MCW, partner institutions, state and local officials, donors and community advocates celebrate the groundbreaking.

An Investment With Impact

MCW Cancer Center scientists and clinicians share their reflections on how the Cancer Research Building will stimulate new synergies in science to decrease the region's cancer burden and improve clinical outcomes for all patients.

The new Cancer Research Building will give MCW scientists fresh opportunities to expand collaborations and utilize cutting-edge instrumentation. With cancer-focused shared resources located all in one place, teams can quickly apply novel technologies to solve some of the most pressing questions in cancer research.

— Peter LaViolette, PhD, MS
director, quantitative imaging laboratory



To eradicate cancer disparities, we need diversity in people, perspectives and partnerships. We partnered with the community to ensure that the new building would create a welcoming space reflective of the diversity of the Milwaukee and MCW communities.

— Melinda Stolley, PhD
associate director of prevention and control



Our cancer researchers are spread across different departments, institutes and buildings. The new facility will provide an integrated research environment where cancer research scientists across disciplines (basic, translational, clinical and population sciences) will work together under one roof.

— Xue-Zhong Yu, MD, MS
associate director of basic research



MCW Scientists Are Leaving No Stone Unturned

Faculty are Looking at Type 1 Diabetes from Every Angle to Improve Lives and Reduce Risk

Approximately 1.5 million people nationwide have Type 1 diabetes (T1D), and the incidence rate for this potentially fatal disease is increasing by 2 percent per year.

Over the past 10 years, MCW faculty in the Max McGee National Research Center for Juvenile Diabetes and the pediatric endocrinology and diabetes clinic at Children’s Wisconsin (Children’s) have collaborated to establish a robust program focused on improving the lives of those who have or are at risk for T1D – and finding a cure.

T1D is an autoimmune disease in which the insulin-producing beta cells in the pancreas are destroyed by the body’s own immune system. Insulin is necessary for digesting glucose, the body’s primary source of energy from food, and the loss of beta cells leads to insulin insufficiency and the lifelong need for insulin therapy after almost every meal or snack. T1D is a

complex disease impacted by both genetic and environmental factors.

The McGee Center is one of only a few diabetes centers worldwide that focuses exclusively on T1D, and the diabetes clinic at Children’s, served by MCW faculty, is one of the largest in the country – currently treating more than 1,200 patients with T1D.

Faculty bring together basic science and clinical research, as well as a large collection of clinical data, to get a better understanding of the genetic and environmental factors that impact the pathogenesis of diabetes. Ultimately, they want to use this information to learn enough about the disease to prevent diabetes in those who are at risk, and to cure those who currently have it.

“The collaboration we have with clinicians at Children’s and Froedtert Hospital – where we have begun enrolling patients up to age 45 in one of our clinical trials – has been an important piece

of our efforts to finding a cure for diabetes,” says Martin J. Hessner, PhD, MCW professor of pediatrics (endocrinology) and director of the McGee Center.



Dr. Martin Hessner

“These collaborations, combined with our basic science and genetic research, have led to important findings that are benefiting children in Wisconsin and beyond.”

Susanne M. Cabrera, MD, MCW associate professor of pediatrics (endocrinology), leads the T1D clinical trial efforts, which includes four active IRB-approved clinical T1D trials, a team of three clinical research coordinators and oversight of more than 22 study visits every month to the Pediatric Translational Research Unit.

Yi-Guang Chen, PhD, MCW professor of pediatrics (endocrinology), is leading the genetic studies for the center and is currently conducting three mouse studies related to T1D. Dr. Hessner is the principal investigator on four concurrent studies related to T1D.

These and other studies are being conducted by center faculty, as well as through collaborations with other MCW faculty members and with the patients and families of patients who volunteer to participate. Findings from this work include:

- Created a blood test that identifies inflammation associated with T1D through a unique genomic fingerprint – a discovery that offers insight into the pathways responsible for T1D. The fingerprint will be

Diabetes Care at Children’s Wisconsin



3,454 diabetes patients receive outpatient care at Children’s Wisconsin Diabetes Clinics



60% of these patients have T1D



More than 190 children and adolescents are newly diagnosed with T1D every year at Children’s Wisconsin



Six active clinical/translational diabetes study protocols are actively recruiting eligible youth and adults from Children’s and surrounding region



Average of 15 diabetes study visits, lasting 2-3 hours each, occur every month in the Pediatric Translational Research Unit

useful in identifying at-risk children earlier in the disease process and offers hope for timelier treatment.

- Systemic inflammation is elevated in T1D patients and their healthy unaffected siblings, which is associated with T1D susceptibility and progression. Patients with the highest levels of systemic inflammation at onset experience a more rapid decline in their ability to produce insulin during their post-onset period.
- Probiotics and gluten-free diets favorably alter the gut bacterial communities and reduce systemic inflammation in siblings of T1D patients. Two different probiotic formulations in new onset patients are now being tested.
- There are two subtypes of systemic inflammation in families with T1D – a finding that will help individualize treatment.
- Mice genetically engineered to lack IL-27 (a cytokine with pro- and anti-inflammatory as well as immunoregulatory function) are completely protected from T1D disease development, suggesting that this may be an important drug target in human diabetes.

“It has been very meaningful for patients and their families to participate and get control of an element of their life that feels out of control,” says Dr. Cabrera. “We are moving the ball forward, and they appreciate contributing to that effort by paying it forward for generations of families to come.”



A young patient with Type 1 diabetes participates in a research study conducted at the Max McGee Center.

Dr. Hessner adds, “I would have never dreamed that what we do today is possible when I was a graduate student. We are at a good place and gaining national and international recognition for what we are doing.”

Concurrent Research that has Led to the Findings Above Include:

Shaping diabetogenic T cells by IL-27 in Type 1 diabetes – Dr. Chen and Weiguo Cui, MD, PhD (previously at Versiti). Using a mouse model, the work is comprehensively defining how IL-27 promotes T1D development. The study is expected to help

lay the groundwork for novel therapeutic approaches to human T1D.

Reducing innate inflammation in new onset T1D with Lactobacillus plantarum – Drs. Hessner and Cabrera. This translational project is studying whether this single strain probiotic reduces systemic inflammation and prolongs the insulin production in new onset T1D patients. Results will improve our understanding of how probiotic supplementation influences immune activity and the rate of disease progression.

Type 1 Diabetes TrialNet Pathway to Prevention study – Dr. Cabrera. This unique T1D natural history and clinical trial study screens for autoantibodies that can indicate early stage T1D. To date, the Children’s diabetes clinic has enrolled 633 participants.

T1D family study – Drs. Hessner and Cabrera. The McGee Center team has collected longitudinal samples and clinical data from 2,775 patients and their family members to get a better understanding of disease initiation and progression.

Plasma-induced signatures as a measure disease heterogeneity and immunomodulation in T1D clinical trials – Dr. Hessner. Using a novel plasma-based bioassay, the work is defining subgroups among children with T1D that differ in disease progression rate and response to treatment.

In addition to their research and clinical efforts, McGee Center faculty also work with MCW’s clinical fellows who are part of the Accreditation Council for Graduate Medical Education-accredited fellowship on pediatric endocrinology. The MCW program has three current fellows in the three-year program and expects two additional fellows in June 2023.

“It is truly remarkable what the faculty in the Max McGee National Research Center for Juvenile Diabetes and the Children’s Wisconsin diabetes clinic have done to improve the lives of patients with Type 1 diabetes,” says David Margolis, MD, interim chair of pediatrics at MCW and interim pediatrician-in-chief at Children’s. “They are leaving no stone unturned in their efforts to give T1D patients in the Milwaukee area and worldwide hope for a better future.” ■ – ANTHONY BRAZA

The McGee Center is one of only a few diabetes centers worldwide that focuses exclusively on Type 1 diabetes, and the diabetes clinic at Children’s Wisconsin, served by MCW faculty, is one of the largest in the country – currently treating more than 1,200 patients.

The Vision of Philanthropy

“It’s a really exciting time to be in ophthalmology,” shares Deborah Costakos, MD ’98, MS, the R.D. and Linda Peters Professor in Ophthalmology and chair of MCW’s department of ophthalmology and visual sciences. “The future of vision care is rapidly changing, as new discoveries go from the bench to the bedside. Our donors make an incredible difference by investing in the research, educational and clinical missions of the Froedtert & the Medical College of Wisconsin Eye Institute.”

A top philanthropic priority for Dr. Costakos is translational research, specifically the development of gene therapies that prevent eye diseases by altering the biochemistry of the eye. “I started my career as a genetic counselor, and it has always been my dream to see this work happen,” she shares. “The Eye Institute is in an ideal position to be a leader in this space, especially with the genetic counseling and pharmacy programs offered on our Milwaukee campus. There is nobody in the community that these gene therapies won’t touch. This work will impact our aging population, patients with glaucoma, those with macular degeneration and more.”

An investment from the Robert A. Brandt Macular Degeneration Fund is accelerating such therapies for age-related macular degeneration (AMD), a progressive retinal disease affecting 15 million people in the United States with no known cure. This gift

is enabling Erika Hood, an MCW neuroscience doctoral student in the Ocular Gene Therapy Laboratory, to investigate the use of gene therapies for dry AMD (the early form of AMD).

“Clinically, we can see early signs of the disease before any vision loss occurs,” Hood says. “Our goal is to intervene before a patient experiences vision loss to prevent or slow disease progression. My cell culture model may prove to be a valuable new model system for screening AMD gene therapies.”

The generosity of the Brandt Fund encourages Hood and her colleagues to pursue new research angles without having to wait for federal grant dollars. “When working on such a widespread disease, this gift has allowed me to make an immediate impact. If I have an idea, I can get to work right away,” Hood adds.

Along with Hood’s research, philanthropy currently supports 14 human subject research projects in the Eye Institute, in addition to multiple basic science and translational research experiments. The opportunity for human interaction in research is what attracted Heather Heitkotter, an MCW

neuroscience graduate student, to the Dennis P. Han, MD, Advanced Ocular Imaging Program.

“I get to meet many different people and teach them things about their eyes that they may not have understood before,”

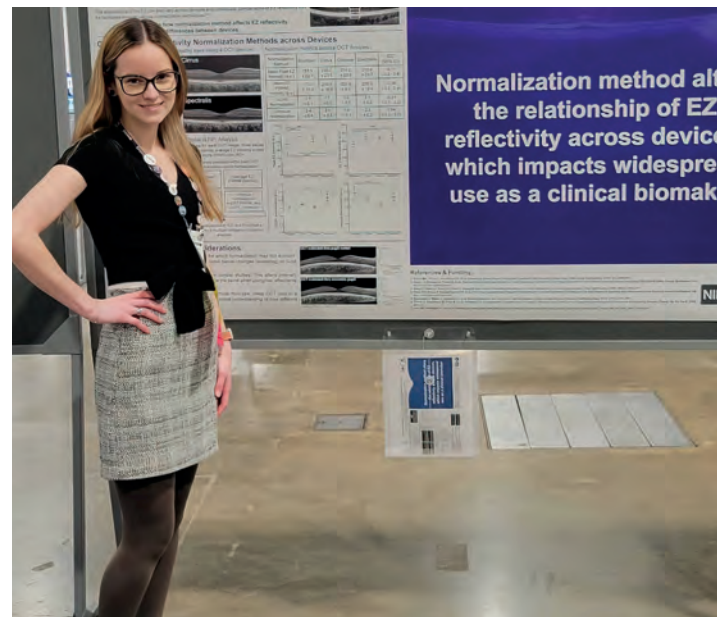


“There is nobody in the community that these gene therapies won’t touch.”

— Dr. Deborah Costakos



Philanthropy accelerates novel research at the Froedtert & MCW Eye Institute, including studies by Erika Hood (shown above) on dry age-related macular degeneration.



The generosity of donors allows students, such as Heather Heitkotter (shown above), to present their research at prestigious conferences.



shares Heitkotter. “We encourage patients to ask questions and take the time to explain what we are finding from the beautiful images of their retinas. Many clinical trial participants have made financial donations after participating in our research. These gifts are often a ‘thank you’ for the wonderful relationships we formed with them while studying their eyesight.”

Outside of the lab, philanthropy opens doors for students such as Heitkotter to further their budding careers. Recently, a gift from the Gene and Ruth Posner Foundation supported her participation at the annual Association for Research in Vision and Ophthalmology Conference. “Conferences allow us to grow as scientists, test our skill sets and challenge our perspectives,” she shares.

The generosity of another donor, Rich Stevens, allowed the Eye Institute to send a medical student and four ophthalmology residents, including Saleema Kherani, MD, to this year’s international Women in Ophthalmology Summer Symposium. “Even just a decade ago, there were fewer women in ophthalmology,” notes Dr. Kherani. “It was a humbling experience to be part of this unique conference and meet some of the very accomplished and inspirational women ophthalmologists from around the world. I presented my research and met some amazing women, including those who specialize in uveitis, the inflammation of the eye. Their work and my experience at the conference reaffirmed my desire to pursue uveitis.”

Along with supporting our students and faculty, Stevens has invested in pediatric ophthalmology research. “The eyesight of children is of utmost importance to me and my family,” he says. “This research fund will help detect early signs of vision impairments, develop new treatments for genetic disorders, and preserve and restore the sight of more children.”

With new research discoveries on the horizon, Dr. Costakos has her eyes set on future community needs. “We no longer have the space to serve our growing patient population, expand our research and advance our educational programs,” she notes. “Investments to expand the Froedtert & MCW Eye Institute would not only improve access for patient care, but also increase space for new research

faculty and our growing student population in fields such as ophthalmology, pharmacy, genetic counseling, neuroscience and biomedical engineering. A facility expansion would move us forward as the comprehensive, multispecialty eye center in southeastern Wisconsin,” she says.

Josh Gimbel, president of the Gene and Ruth Posner Foundation, echoes the importance of philanthropy. “My grandfather, Gene Posner, first became interested in the Eye Institute when he was diagnosed with macular degeneration. If he could visit today, he’d be overjoyed to learn how his legacy has transformed its imaging work. Donors such as my family hope to position the Eye Institute as a national leader for years to come.” ■ — REBECCA SCHULZ



MCW Eye Institute faculty and learners attended the Women in Ophthalmology Summer Symposium in August 2022, where they connected with former MCW learners, presented their work and engaged with ophthalmologists from across the country.

Celebrating the 50th Anniversary of the Center for International Blood and Marrow Transplant Research

By Sara L. Wilkins

In 1972, doctors from 35 centers in North America and Europe created a patient outcomes registry, housed at the Medical College of Wisconsin (MCW), containing data for the approximately 150 bone marrow transplants that had been performed worldwide beginning in 1968. With so few transplants, doctors needed to combine their data to determine which therapies worked best.

This collaboration was the humble beginnings of a research program now known as the Center for International Blood and Marrow Transplant Research (CIBMTR), which is jointly administered by MCW and the National Marrow Donor Program (NMDP)/Be The Match (*see below*) and has a current registry of more than 600,000 patients from approximately 500 centers worldwide.

It is so much more than a simple registry, however. Rather, the CIBMTR is a multifaceted research program that collaborates with the global scientific community to advance hematopoietic cell transplantation (HCT) and other cellular therapies to increase survival and enrich the quality of life for patients worldwide. Its programs include clinical outcomes research, health services research, immunobiology and genomic studies on its large repository of patient biospecimens, bioinformatics, statistical methodology and clinical trials.

Throughout 2022, MCW has been celebrating the CIBMTR's 50th anniversary and its global impact on a field that continues to see ever-increasing survival rates and improved quality of life. The CIBMTR is a major contributor to that advancement – with



(l-r) Dr. Mortimer Bortin, founder, with original statistician, Dr. Alfred Rimm, of the International Bone Marrow Transplant Registry (IBMTR), ca. 1972.

studies that provide important insights into biologic, clinical and socioeconomic determinants of outcome and lead to significant changes in practice. The CIBMTR has continued to maintain the core tenets of data sharing and collaborative research that led to its establishment in 1972 as the International Bone Marrow Transplant Registry (IBMTR).

Brief History of the CIBMTR

The deployment of the atomic bomb during World War II stimulated a wave of biomedical research aimed at both understanding the effects of radiation and developing treatments for radiation exposure, which ultimately led to the development of bone marrow transplantation – initially conceived of as way to treat radiation-related bone marrow failure.

In 1968, MCW faculty member Mortimer Bortin, MD '45, along with colleagues at the University of Wisconsin, performed one of the world's first successful allogeneic bone marrow transplantations. In 1972, collaborating with other pioneers in the field, Dr. Bortin and Alfred A. Rimm, PhD (also an MCW faculty member), created the IBMTR through a grant from the American College of Surgeons and the National Institutes of Health (NIH). In 1985, the IBMTR was awarded a program project grant (later converted to a resource grant) jointly funded by the National Cancer Institute, the National Institute of Allergy and Infectious Disease and the National Heart, Lung and Blood Institute, which



The National Marrow Donor Program/Be The Match – MCW's partner in the CIBMTR since 2004 – is the global leader in providing cellular therapies for patients with life-threatening blood and marrow cancers such as leukemia and lymphoma, as well as other diseases.

It manages one of the world's largest donor registries providing adult and cord blood stem cells for transplantation, educates healthcare professionals and patients, and provides supportive services to reduce patients' barriers to cell therapies.

has continuously funded the CIBMTR since that time.

Dr. Bortin served as IBMTR's chief scientific director from 1972–1991 and led some of the seminal early papers on clinical transplantation. He also had an active immunology laboratory focusing on immune effects of donor cells on normal and malignant recipient cells. In 1975, Dr. Bortin's lab was among the first to demonstrate the ability to separate the deleterious graft-versus-host from beneficial graft-versus-leukemia effects. He also continued to teach and recruit other physicians to MCW.



In 1985, Mary Horowitz, MD '80, GME '89, MS '91, joined the IBMTR; she succeeded Dr. Bortin as chief scientific director in 1991. Under her tenure, the CIBMTR continued to grow.

In 2004, the IBMTR and the NMDP affiliated to jointly operate the CIBMTR, bringing together complementary research resources and expertise. The NMDP and IBMTR had collaborated on multiple projects previously, including winning the NIH grant to jointly operate the Data and Coordinating Center of the newly established Blood and Marrow Transplant Clinical Trials Network (BMT CTN) in 2001. In 2007, the CIBMTR was awarded the contract for the Stem Cell Therapeutic Outcomes Database, part of the C.W. Bill Young Transplantation Program.

In 2011, Dr. Horowitz had the distinction of receiving the largest federal research grant in MCW's history – a \$45 million NIH grant to advance the interventional studies of the BMT CTN. In 2016, the CIBMTR established the NIH-funded Cellular Immunotherapy Data Resource (CIDR) to accelerate cancer research using novel cellular therapies such as chimeric antigen receptor (CAR)-T cells. Today, the CIBMTR captures data on more than 95 percent of all US HCT

recipients and about half of patients receiving CAR-T cells. The BMT CTN has enrolled more than 16,000 patients on more than 55 clinical trials.

Dr. Horowitz transitioned from her role as the CIBMTR's chief scientific director in 2021 and was succeeded by Bronwen Shaw, MD, PhD, an internationally recognized researcher with a focus on optimizing donor selection and patient-reported outcomes (*see sidebar on page 20*). Dr. Horowitz remains the principal investigator of the BMT CTN grant and currently serves as deputy director of MCW's Cancer Center. Dr. Horowitz was profiled as the "Change Agent" in the Winter 2017 issue of *MCW Magazine*.

Throughout its history, the IBMTR/CIBMTR has responded to international crises. In 1986, the IBMTR sponsored an international team of doctors who assisted radiation victims from the Chernobyl nuclear disaster. During the COVID-19 pandemic, the CIBMTR adapted data collection to better accumulate information about patients with COVID-19 and to define the effect that COVID-19 has during HCT. Also, its COVID-19 webpage included COVID-19 data submitted by other centers. In spring 2021, the CIBMTR rapidly published several analyses relevant to the pandemic and, in collaboration with the BMT CTN, recently completed a study of more than 500 patients which evaluated the antibody and T-cell responses to COVID-19 vaccines in HCT patients.

Overview of the CIBMTR

The CIBMTR represents an international network of centers that submit transplant-related data for patients. Collected data can be accessed for patient care decisions, developing research studies, education, transplant center administrative needs and CIBMTR research. These data are freely available to investigators with an interest in HCT and treatments for cancer and other life-threatening diseases. As a result, the CIBMTR has become a respected leader in HCT research by providing a unique resource of information and expertise to medical and scientific communities.

"Studies using the data from the CIBMTR's large research database drive practice change," Dr. Horowitz shares. With more than 1,650 publications, the CIBMTR's practice-changing studies



In 1985, Dr. Mary Horowitz joined the IBMTR. She succeeded Dr. Bortin as chief scientific director in 1991.

help patients and physicians select donors and grafts, evaluate patient risk, identify long-term effects of cellular therapy, guide medical care for survivors and address access to care. For example, real-world evidence analyzed by the CIBMTR's team of highly trained and expert staff has paved the way for Medicare coverage for certain therapies as well as Food and Drug Administration approval of others.

"Promoting equitable access to cellular therapies is a top priority," explains Dr. Shaw. The CIBMTR recently completed the largest clinical trial of its kind, helping patients (particularly those who are ethnically diverse) without a well-matched donor. "Having strategies for safe, effective transplant expands access to a potentially curative therapy to all patients in need," adds Dr. Shaw.

The CIBMTR's strategic pillars include data (acquisition, analysis, sharing and visualization of diverse data); equity (elimination of barriers to ensure health equity); innovation (operational innovation and excellence); next generation (fostering the next generation of cellular therapy research professionals); and research (transformational, interventional and observational research).

The CIBMTR is supported primarily by grants and contracts from the US government. Additionally, the organization receives financial support from corporate partners and generous individuals who help fund the organization's efforts to share knowledge and hope.

Clinical Outcomes Research

Clinical outcomes research using the CIBMTR Research Database

Bronwen Shaw, MD, PhD

Dr. Shaw was named chief scientific director for the CIBMTR MCW in February 2021. She also serves as MCW professor of medicine (hematology and oncology).

Dr. Shaw received her MD (MBChB) from the University of Cape Town, South Africa. Her subsequent postgraduate hematology specialist training was completed in London, where she also received her PhD in clinical sciences and immunology.

Prior to joining MCW in 2014, Dr. Shaw was a consultant hematologist specializing in stem cell transplantation and survivorship issues in the United Kingdom. She simultaneously held the position of chief medical officer at the UK's national unrelated donor registry, where she had oversight of the donor research activities and the medical operations of the organization.



is a core activity of the organization. Fifteen Scientific Working Committees, comprising experts in multiple fields, oversee most of these studies. Each committee focuses on a specific disease, type of cellular therapy or complication of therapy. Volunteer members propose, design and implement studies.

The CIBMTR also administers the Stem Cell Therapeutic Outcomes Database – tracking and analyzing data for all allogeneic HCTs performed in the US and HCTs performed globally with products from the US.

Since 2019, the CIBMTR has worked with the Cure Sickle Cell Data Consortium to build a research data ecosystem designed to support investigator-initiated collaborative research. US HCT data received by the CIBMTR for sickle cell disease are now available for public use in the National Center for Biotechnology Information database of genotypes and phenotypes.

Health Services Research

Health services research is the multidisciplinary field of scientific investigation that studies how social factors, financial systems, organizational structures and processes, technology and behavior affect treatment outcomes, quality and cost. Investigators study value, quality and access to care, particularly for patients from disadvantaged and ethnically diverse patient populations. Patient-reported outcomes provide an essential perspective, particularly for late effects of treatment. The CIBMTR has developed an electronic system for collecting data directly from patients that supplements clinical data and provides important insights into the patient experience.

Immunobiology Research

The CIBMTR maintains a Research Repository at NMDP/Be The Match containing more than 195,000 related and unrelated HCT recipient/donor (or cord blood) samples with complete, validated clinical data. This is the result of the foresight of the NMDP founders who first established this resource in the late 1980s. Samples are used for CIBMTR studies but also by investigators for local projects. An additional 350,000 specimens collected from more than 5,000 patients on BMT CTN trials also are available. Studies using Research Repository specimens have allowed (among other things) identification of optimal donor selection strategies and molecular predictors of outcomes.

Bioinformatics Research

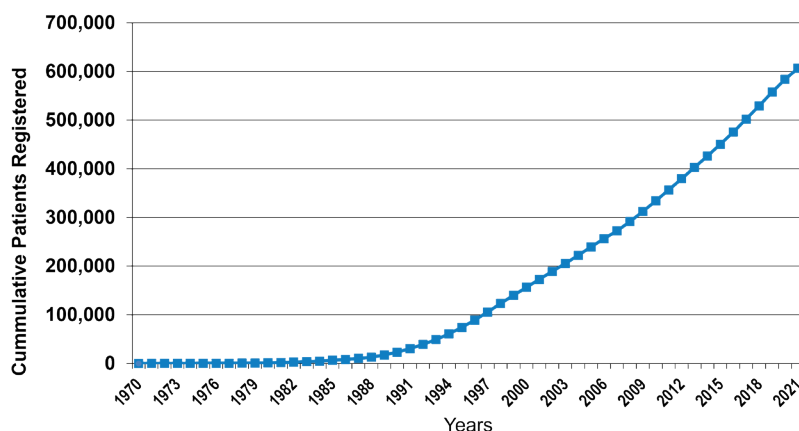
The Bioinformatics Research Program is at the intersection of science and technology. It pursues high-impact and innovative research and produces strategic applications to bridge the transition from research to operations and clinical care. CIBMTR bioinformatics research moves in the direction of computational biomedicine with activities in three main areas: genomics/omics and high-throughput bioanalytics; machine learning and clinical predictions; and cellular therapy matching and donor registry modeling.

Statistical Methodology Research

The CIBMTR/IBMTR has enjoyed a positive, collaborative



CIBMTR Number of Patients Registered, 1970-2021



association with MCW’s division of biostatistics since its inception. Dr. Alfred Rimm was its first statistical director. This association with a sophisticated biostatistics group is a distinctive asset and crucial to the success of CIBMTR research. Biostatisticians support investigators in developing scientific studies using CIBMTR data and ensure the statistical integrity of CIBMTR scientific activities.

CIBMTR biostatisticians also have pioneered novel methodologic approaches to analyzing cellular therapy data. HCT is a complex process with multiple competing risks and dramatic changes in the risks of specific events over time. The CIBMTR has developed and evaluated the statistical models used in cellular therapy research and helped guide the research community in their appropriate application and interpretation.

Clinical Trials Support

The CIBMTR manages a wide array of prospective studies in addition to those of the BMT CTN. These include multi-center Phase I-III trials, surveys and correlative studies. Clinical trial support capabilities include study planning; data collection; patient-reported outcomes; site management; study monitoring; immunobiology; statistical consultation; accrual assessment; trial interpretation; and long-term follow-up data. The CIBMTR’s observational Research Database is a valuable resource to support decisions regarding the design of prospective clinical trials.

Impact of the CIBMTR

The CIBMTR’s studies use sophisticated statistical techniques and the power of large numbers to address the most pressing issues in cellular therapy in a timely manner. CIBMTR research has determined outcomes of cellular therapy for rare diseases and new indications; defined trends in cellular therapy activity (such as increased use and success in older patients); identified factors affecting cellular therapy outcomes (such as age, stage and molecular markers of disease) and conditioning regimens; determined efficacy of various donor types (including sibling, unrelated and autologous) and graft sources (including cord blood, marrow and peripheral blood); compared HCT and non-HCT treatments; and assessed long-term quality of life and late complications after treatment.

This research reflects the dedication of thousands of hours of voluntary effort from physicians and scientists, their commitment to submit high-quality data to the CIBMTR, and their proposal and implementation of studies using those data. The unusually inclusive nature of the CIBMTR and its data access policies enables the CIBMTR to be available to a broad range of investigators in the field and, in a meaningful way, to physicians and patients dealing with difficult clinical decisions.

Accelerating Cellular Therapy Research

In 2016, the National Cancer Institute awarded the CIBMTR a grant to operate the CIDR as part of the Cancer Moonshot to accelerate cancer research under the Immuno-Oncology Translational Network. Through the CIDR, the CIBMTR gathers data on non-transplant cellular therapies for all cancers (including solid tumors), using a cellular therapy data infrastructure parallel to its HCT infrastructure.

New cellular therapies – such as CAR-T cells – bring extraordinary chances to help people with cancer. Through the CIDR, the CIBMTR collects data about the long-term safety and efficacy of these therapies, including conducting the FDA-required 15-year follow-up studies for all CAR-T cell products currently approved in the US. In turn, the CIBMTR will provide unprecedented access to these data to a diverse group of clinicians, researchers, manufacturers, payers, regulators and the public.

Cellular therapy has come a long way from its roots in the Cold War of the 1950s – from an experimental treatment for radiation sickness to a standard therapy for leukemia, lymphoma and sickle cell disease. Today, cellular therapy includes both blood and marrow transplantation and other adoptive cellular therapies.

As the CIBMTR celebrates its golden anniversary, it is poised to continue to expand the value that real-world data and clinical trials can bring to patients – saving lives by improving access to and outcomes of cellular therapies worldwide through research and translation. ■



CTSI's CommuniCare Pilot Involves Community in Translational Science

Next door to the Holy Cathedral Church of God in Christ in the storied Sherman Park neighborhood sits a classic Milwaukee bungalow-style home. Step inside and you'll find an unexpected sight: rooms lined with medical equipment ready for health screenings.

The bungalow is the new home of the Clinical and Translation Science Institute's (CTSI) pilot CommuniCare Unit, part of the novel CTSI Community Care Initiative, Risk and Prevention Program. The program is a collaborative effort among CTSI, the Wisconsin Northwest Jurisdiction Church of God in Christ, Word of Hope Ministries, Inc. and the Cardiovascular Academic Initiative at MCW.

The unit opened its doors to the neighborhood in September 2022 and began providing free cardiovascular screening along with education on healthy living and eating habits, as well as care referral services that are provided by two MCW/Froedtert Hospital cardiologists and three community, volunteer health providers. Community members also have the opportunity to participate in the research component of the project, aimed at better understanding the prevalence of atrial fibrillation and hypertension in underrepresented minority and underserved communities.

Future aspirations for the CommuniCare Unit include expanding services and research opportunities in the areas of ophthalmology, gastroenterology, otolaryngology, mental health and oral/dental health.

"It makes a huge difference when communities are involved at the onset of everything we do in translational science and research," says Doriel Ward, PhD, MPH, executive director of CTSI, chief administrative officer, assistant dean and assistant provost of clinical and translational research at MCW.

The CommuniCare Unit is part of a larger project titled the "CTSI Community Care Initiative" (CCI). For nearly five years, with significant groundwork, Dr. Ward created the novel and innovative framework for the CCI, built to accomplish MCW and CTSI's long-term goals and enhance contributions toward eliminating health disparities in southeast Wisconsin. The CCI establishes a long-term platform for investigators and their teams to seamlessly carry out activities relevant to clinical and translational research and education, with direct, hands-on involvement with faith leaders and community members as equal partners.

"There's instant feedback. We participate at all levels of church leadership and community sectors, so not only with our faith partners but across four additional community sectors including healthcare, childcare, education and nonprofit. In so doing, we have successfully infused and merged our CTSI community

engagement programmatic activities into regularly scheduled church events and activities," emphasizes Dr. Ward. CTSI leadership refers to this overall framework as the CTSI Trilateral Mutually Learning Ecosystem, where the healthcare system, research enterprise and the community take equal ownership at every level of engagement.

"Each of us has a responsibility to advance the health of the community through research and discovery. The CCI provides that opportunity. The community members and the science and the researchers come together to deliver that promise," says Reza Shaker, MD, director of CTSI, associate provost, senior associate dean and chief of the MCW division of gastroenterology and hepatology.

The launch of the Community Care Initiative is the result of a dedicated partnership among CTSI and the Wisconsin Northwest Jurisdiction Church of God in Christ (COGIC) and its Word of Hope Ministries, Inc.

In November 2021, CTSI leadership and Word of Hope Ministries, along with community members, gatekeepers and stakeholders, gathered for the public signing of a Memorandum of Understanding (MOU) that solidified a long-term partnership through the national and international COGIC congregations.

The partnership includes the establishment of community service efforts beyond health screenings, including educational offerings, childhood health and well-being activities. It also provides opportunities for hands-on experiences for trainees, scholars and students (high school, undergraduate and medical students), clinical and translational researchers and their teams, community members and health professions interns and more. They will work alongside community members and stakeholders across community sectors and, importantly, in a community setting, such as the Holy Cathedral Church of God in Christ facilities in Milwaukee.

Since signing the MOU, the partners have initiated regularly scheduled Science Café programs for education and community feedback, the establishment of a "Vroom Room" (a global program of the Bezos Family Foundation) dedicated to early childhood education and collaboration on numerous community and church events, and most recently, the establishment of the pilot CommuniCare Unit. Dr. Ward also currently is working with another partner, General Baptist State Convention of Wisconsin, to build programming within the group's True Love Ministry. "We are putting into practice what we believe in within the community, by the community and for the community," shares Dr. Ward. ■

— MICHELLE SCHAEFER



"It makes a huge difference when communities are involved at the onset of everything we do in translational science and research."

— Dr. Doriel Ward



Clockwise from upper left:

The new CommuniCare Unit resides next door to the Holy Cathedral Church of God In Christ in the Sherman Park neighborhood of Milwaukee. The building previously was used for church offices.

Dr. Reza Shaker, Dr. Doriel Ward and Bishop C.H. McClelland speak with church leaders of the Wisconsin Northwest Jurisdiction Church of God In Christ, CTSI members and members of the National Center for Advancing Translational Sciences (NCATS), including Dr. Michael Kurilla, the director of the division of clinical innovation (*standing, second from left*).

Pastor Clifford Taylor, an integral partner in the launch of the Community Care Initiative, speaks at the opening event for the Vroom Room in July 2022.

Bishop McClelland and Dr. Ward attend the ribbon-cutting ceremony for the pilot CommuniCare Unit.

Bishop McClelland and Dr. Ward attend the signing of the Memorandum of Understanding in November 2021.

Stacey Gardiner, MD (at right), a volunteer physician at the CommuniCare Unit, performs a cardiovascular screening on Syreeta Austin.

CTSI collaborates with the Bezos Family Foundation to offer *Vroom*, a global program that offers free, science-based tips and tools to help parents and caregivers provide children with a great start in life. Pictured at left is the first Vroom Room within the Holy Cathedral facility, which provides space for pregnant mothers, families, caregivers and other stakeholders to take advantage of free classes and other experiences centered around early childhood education.



NEWS FOR ALUMNI

Celebrating and Creating Connections

I have the extraordinary honor of serving as the 2022–2023 Alumni Association president and representing the 19,000+ MCW alumni from all three schools and all campuses. As I take on this role, I would like to thank George M. Lange, MD '75, for his exemplary leadership as president of the Alumni Association over the past year.

I am so grateful for the education that I received at MCW, which included experiences in basic science, public health and clinical settings. I have stayed on at MCW as a faculty member because I remain inspired by the diverse groups of brilliant minds from our medical, graduate and pharmacy schools who boldly come together to tackle enormous health challenges and eradicate disparities.



The Alumni Association is here to serve you and help find those connections that are most meaningful to you.

– Dr. Jessica Olson

And as MCW continues its transition to a health sciences university, I pledge to continue to expand our outreach to alumni from all our schools and programs.

During my time as Alumni Association president, I will focus on connections: celebrating and highlighting the existing connections that our alumni have with MCW and exploring opportunities to build new relationships.

In September 2022, I met many of our School of Medicine alumni celebrating significant reunion years. A common theme in all our discussions was a desire to connect, either by meeting current students, visiting campuses or supporting MCW's missions.

The Alumni Association is here to serve you and help find those connections that are most meaningful to you. I'd like to welcome

all alumni to join me on ENGAGE (www.mcwengage.com) to post about your experiences, catch up on news at MCW and provide guidance to current students through our Mentor Connections.

Alumni can also make a difference by supporting our Annual Fund for Excellence, which funds lifesaving medical discoveries, innovative healthcare education and the health of our community.

I also would like to welcome our new Alumni Association Board members and acknowledge the tremendous value of the time that they volunteer. Thanks to the hard work of our dedicated Alumni Association staff, we have broad representation from across the United States and from our regional campuses.

It is truly wonderful to work with a board with a myriad of unique ties to MCW and explore opportunities to support the next generation of outstanding scholars and our institution as a whole.

As a final opportunity to connect, please think about recognition for 2023. The Alumni Association award nominations are open!

Thank you for being a part of our alumni community, and I am looking forward to a wonderful year! ■

Additional content for alumni: Pages 26–31 feature photos from class reunions (including catch-up reunions celebrated in spring 2022). Pages 34–38 are devoted to sections on Alumni News and In Memoriam. Page 39 (inside back cover) features candid photos from our 2022 milestone reunions.



Call for Alumni Award Nominations

Please submit your nominations for the 2023 Alumni Association awards online at www.mcw.edu/alumniawards no later than **December 31, 2022**.

Note: More information on the 2022 Alumni Association award recipients can be found online at www.mcw.edu/alumniawards.

Alumni Association Awards

DISTINGUISHED SERVICE AWARD

GARY L. KOLESARI, MD '77, PHD '76



Dr. Kolesari was an MCW professor of cell biology, neurobiology and anatomy for more than 40 years and taught clinical human anatomy to more than 8,000 students. He received MCW's *Distinguished Service Award* in 2001. Dr. Kolesari also served on the executive committee of the Walter Zeit Fellowship for many years and was a member of the reunion committee for the Class of 1977. ■

GRADUATE SCHOOL ALUMNUS OF THE YEAR


SACHIN PATEL, MD '06, PHD '04



Dr. Patel trained in clinical psychiatry at Vanderbilt, continued his research training in translational neuroscience there and joined the faculty – eventually holding the James G. Blakemore Professorship of Psychiatry and Behavioral Sciences and directorship of general psychiatry. He is now chair and the Lizzie Gilman Professor of Psychiatry and Behavioral Services at Northwestern University Feinberg School of Medicine. ■

HUMANITARIAN AWARD

STEPHEN W. HARGARTEN, MD '75



Dr. Hargarten is a long-term MCW faculty member, former chair and professor of emergency medicine, founding director of the Comprehensive Injury Center and founding dean for global health. He is internationally recognized for his work on the study of injury and violence as a disease and in 2011 was elected to membership in the National Academy of Sciences, Engineering and Medicine (formerly the Institute of Medicine). ■

HONORARY ALUMNA

CHERYL A. MAURANA, PHD



Dr. Maurana is senior vice president for strategic academic partnerships, professor of

population health and founding director of the Kern National Network for Caring and Character in Medicine. She founded MCW's Center for Healthy Communities and served as the first MCW senior associate dean for public and community health. As the founding director of the Advancing a Healthier Wisconsin Endowment, she led the investment of \$275 million supporting more than 475 initiatives focused on community health improvement, research and education. ■

MEDICAL SCHOOL ALUMNA OF THE YEAR

ANNA M. LEDGERWOOD, MD '67



Dr. Ledgerwood, professor of surgery at Wayne State University School of Medicine, was

one of three women to graduate in 1967 from the Marquette University School of Medicine, MCW's predecessor institution. She has been a leader in the specialty of trauma surgery in which she helped to develop groundbreaking techniques. She has served as governor and first vice president of the American College of Surgeons, president of the American Association for the Surgery of Trauma, and was the first woman to serve as president of the American Surgical Association. ■

Newly Elected Alumni Association Board of Directors



BRITT DERUYTER, MD '19



DEBORAH R. DISTEFANO, MD '76

View our entire board of directors at www.mcw.edu/alumni.

Alumni Catch-Up Reunions



◀ FRONT ROW (l-r): Ramon Bermudez, MD '61; Thomas Kegel, MD '60; Joseph Geneen, MD '60; Michael Keelan, MD '60; Joseph Gutierrez, MD '61.

BACK ROW (l-r): Gilbert Wadina, MD '61; John Beck, MD '60; Anthony Ziebert, MD '60; Donald Blatnik, MD '61.

▶ (l-r): Edmund Barbour, MD '66; Thomas Kub, MD '66; Kathleen Carpenter, MD '66; Michael Hart, MD '65; Donald Shaw, MD '65.



◀ FRONT ROW (l-r): Marlene Melzer-Lange, MD '75; Janice Werbinski, MD '75; Clifford Cooper, MD '76; Charles Palilla, MD '76; Joan Gnadt, MD '76.

BACK ROW (l-r): James Duncavage, MD '75; George Lange, MD '75; Carlyle Chan, MD '75; Mark Cannon, MD '75; Stephen Hargarten, MD '75; David Norene, MD '75.

June 10-11, 2022



1980-1981

◀ FRONT ROW (l-r): Dean Klinger, MD '80; Antionette Zell, MD '80; Karen Marcdante, MD '80; Gracie Hernandez-Endstrand, MD '81; Margaret Mott, MD '81; Robert Wubben, MD '80.

BACK ROW (l-r): Michael Schellpfeffer, MD '80; Albert Fisher, MD '80; Gary Cohen, MD '80; David Engstrand, MD '81; Rogerio Parreira, MD '81.

▶ FRONT ROW (l-r): Oscar Garza, MD '85; Jill Hanna, MD '86; Mary Lewis, MD '86; Janis Lowell, MD '85; Eileen Csontos, MD '85; Michael Bottcher, MD '86.

SECOND ROW (l-r): John Korger, MD '85; Arleen Zahn-Houser, MD '86; Stephen Sehring, MD '85; Kathleen Baugrud, MD '85; Jeff Derus, MD '85; Mark Avila, MD '85.

BACK ROW (l-r): Robert Plouff, MD '85; Tom White, MD '85; Kenneth Reichert, MD '86; Chris Schultz, MD '85.



1985-1986



1990-1991

◀ FRONT ROW (l-r): Elizabeth Gore, MD '90; Jose Franco, MD '90; Lisa Armaganian, MD '90; Susan Evans, MD '91.

SECOND ROW (l-r): Rita Schulz, MD '91; Stuart Wong, MD '90; Michael Flatley, MD '90; Neil Farber, MD '90; Masahide Kanayama, MD '91; Jasna Jevtic, MD '91.

BACK ROW (l-r): Rose Franco, MD '91; Steven Knaus, MD '90; Patrick Sullivan, MD '90; Joseph Kerschner, MD '90; James Thomas, MD '91; Connie Richter, MD '91.

ALUMNI CATCH-UP REUNIONS



1995-1996

◀ (l-r): Marilyn Smith, MD '96; Tim Trotier, MD '95; Anna Trotier, MD '95; Marni Foley, MD '96; Matthew Foley, MD '96; Peter Barbian, MD '95; Cheri Nason, MD '95; Bradley Nicol, MD '96; Michael Lenz, MD '96.

▶ **FRONT ROW** (l-r): Jonathan Bock, MD '01; Colleen Welsch, MD '01; Joe VanderMeer, MD '01; Brian Veit, MD '01; Megan Hambrook, MD '01; Dan Hambrook, MD '00.

BACK ROW (l-r): Lisa Hildebrandt, MD '01; Amber Hildebrandt, MD '01; Rjendra Vazirani, MD '01; Edward Borman, MD '01; Andy Howard, MD '01.



2000-2001



2010-2011

◀ **FRONT ROW** (l-r): Karri Adamson, MD '11; Angela Beckert, MD '11; Theresa Maatman, MD '11; Brittney Bettendorf, MD '11; Michelle Bayer, MD '11.

BACK ROW (l-r): Shannon Brumund, MD '10; Jennifer Yacub Martin, MD '11; John Parr, MD '11; Steven Schuckit, MD '10; Jessica Zigman, MD '11; Sarah McAndrew, MD '11; Brittany Bettendorf, MD '11.

Alumni Weekend, September 8-9, 2022



Class of 1962 - 60th Reunion

◀ (l-r): Richard Clifford, MD; Michael Mally, MD; Charles Link, MD; William Stewart, MD; Thomas Russell, MD; Salvatore Spicuzza, MD; Gerald Kallas, MD.

▶ **FRONT ROW** (l-r): James Rydlewicz, MD; James Beix, MD; Kenneth Preimesberger, MD.

BACK ROW (l-r): Vincent Savaglio, MD; George Ferguson, MD; Gerald Koehn, MD; John Kelly, MD; Harold Jacobsohn, MD.



Class of 1967 - 55th Reunion



Class of 1977 - 45th Reunion

◀ **FRONT ROW** (l-r): Victoria Vollrath, MD; Donald Hackbarth, MD; Sherry Ness-Wenum, MD; Brian Buggy, MD; Richard Smith, MD.

BACK ROW (l-r): Paul Guzzetta, MD; Clarence Chou, MD; Michael Deeken, MD; James Thornbery, MD; Anne Riendl, MD, MS; Daniel Wartinbee, MD; Richard Grunke, MD.

ALUMNI WEEKEND

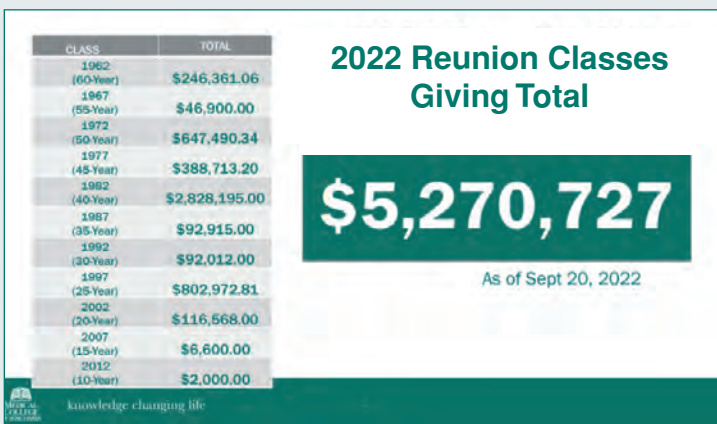


Class of 1982 - 40th Reunion

◀ **FRONT ROW (l-r):** Cheryl Powell, MD; Barb Harkness, MD; Barbara Schulz, MD; Carrie Schallock, MD; Janis Orlowski, MD.

BACK ROW (l-r): Dennis Vincent, MD; Robert Calder, MD; Philip Konkel, MD; Joel Yerby, MD; Lester Proctor, MD; Joshua Lieberman, MD; William Reed, MD.

▼ (l-r): Bruno Seemann, MD; Debbie Sportiello, MD; Julianne Newcomer, MD; Sheldon Wasserman, MD.



Class of 1987 - 35th Reunion



Class of 1992 - 30th Reunion

◀ **FRONT ROW (l-r):** Eric Luy, MD; Asriani M. Chiu, MD; Julie Webb, MD; Victor Hu, MD; Laura Kleczka, MD.

BACK ROW (l-r): Randal Ruvalcaba, MD; Mark Niedfeldt, MD; John Markley, MD; Susan Gedanke, MD; Amy Lemke, MD; Christopher Canitz, MD; Paul Benoit, Jr., MD.

▶ **FRONT ROW (l-r):** Maria Sauerman, MD; Lucie Bianchi, MD; Brenda Grass, MD; Sarah Lulloff, MD; Holly Leidert, MD.

SECOND ROW (l-r): Terrence Endres, MD; Mark Sauerman, MD; Joseph McCormick, MD; Robert Grass, MD; Chris Hamann, MD.

BACK ROW (l-r): Christopher Ott, MD; Matthew Goldblatt, MD; Matthew VonFeldt, MD; Daniel Metz, MD; Chris Sobczak, MD; George Waxter, MD; Tracy Lippard, MD; Amanda Wirth, MD; Mark Lodes, MD.



Class of 1997 - 25th Reunion

► **FRONT ROW (l-r):** Constance George, MD, MA; Peggy Stickney, MD; Katherine Nickels, MD; Cecily Havert, MD; Bhavin Dave, MD; Aaron Dall, MD; Barbra Fisher, MD.

BACK ROW (l-r): Eric Wilson, MD; Bryan Waldo, MD; Gilman Wolsey, MD; Anne Nagler, MD; Irina Konon, MD; Ty Carroll, MD; Ken Jacobsohn, MD; Viday Heffner, MD; Matt Montgomery, MD; Alexander Zenzick, MD; Nicole Bossenbroek, MD; Tomiko Fukuda, MD; Allen Milani, MD.



Class of 2002 - 20th Reunion



Class of 2007 - 15th Reunion

◀ **FRONT ROW (l-r):** Ann Lagerlund, MD; Paula Cody, MD; Amy Fisco, MD; Cindy Bauer, MD; Anderson Bauer, MD; Catherine Cahill, MD; Sarah Janz, MD.

BACK ROW (l-r): James Larson, MD; Nicole Chase, MD; Mairim de la Rúa, MD; Charles DeRubeis, MD; Shana Elman, MD; Kavita Naik, MD; Andrew Palisch, MD; Frederick Groutage, MD; Yohanna Vernon, MD.

► **FRONT ROW (l-r):** Kevin Riggle, MD; Matt Chovaz, MD; Katherine Gavin, MD; Jane Soung, MD; Erin Prelonger, MD.

SECOND ROW (l-r): Justinn Tanem, MD; Nicole Groeschl, MD; Michael Toce, MD; Dionne Smith, MD; Jamie Schmidt, MD; Ayesha Dua, MD.

BACK ROW (l-r): Gena Dermody, MD; Elizabeth Hopp, MD; Carina Jackman, MD; Kelly Hegedorn, MD.



Class of 2012 - 10th Reunion

Tools of the Trade

Trained to Use Tools by her Electrician Father, Dr. Merry Sebelik's Path Led her to Use a New Set of Tools as a Surgeon

While her path in medicine ultimately led to a fulfilling career in academic otolaryngology, head and neck surgery and global health, Merry Sebelik, MD '86, GME '91, almost took a detour due to her interest in anatomy.

"I was accepted into graduate school to study gross anatomy," Dr. Sebelik says. "However, there was a downturn in the economy, and the forecast for jobs in anatomy became quite bleak." Dr. Sebelik then switched her focus to medicine and was delighted to be accepted to MCW.

"I was so happy to go to medical school in my hometown, and MCW immediately felt like home to me," she adds.

Throughout medical school, Dr. Sebelik never wavered on her desire to focus on surgery. "My dad was an electrician, and his dad was a carpenter," Dr. Sebelik

explains. "My father taught me how to fix things from an early age. I was comfortable with tools and confident in my spatial reasoning skills, which served me well during my brief training in anatomy. In medical school, there was never a doubt I would be a surgeon."

During her third year at MCW, Dr. Sebelik was advised on an otolaryngology rotation that she would be a great fit for the field. She ended up matching for a residency in otolaryngology at the Medical College of Wisconsin Affiliated Hospitals.

"The faculty and senior residents knew me well, so it turned out even better than I'd hoped," Dr. Sebelik recalls. "They were all amazing people and outstanding surgeons, and it was the perfect place to complete my residency training."

In addition to her burgeoning surgical career, Dr. Sebelik was eager to explore an

interest in global healthcare that she had nurtured since childhood.

She was thrilled to be able to travel to the Philippines during her early academic career at the University of Tennessee Health Science Center in Memphis.

Dr. Sebelik's contributions to international medicine span from providing direct care to training students, residents and fellows, to developing and running seminars to share knowledge and techniques.

In addition to her work in the Philippines, Dr. Sebelik also has focused on building global health partnerships in Africa, including performing thyroid surgeries with a local head and neck surgeon in Rwanda in October 2022.

Dr. Sebelik has enjoyed sharing her experiences in conversation with her fellow MCW medical school and otolaryngology alumni at reunions and conferences. This year, she participated in Operation: Education, a mentoring program conducted by the MCW/Marquette Medical Alumni Association and the Wisconsin Medical Society, during which she spoke with current MCW medical students about her professional journey.

"I was happy to participate, as I know how important it is for students to have different role models of what their careers could be like," Dr. Sebelik notes. "At graduation each year, I still wear my MCW green and gold proudly, so it is especially meaningful to share with and get to know current students and encourage their dreams."

Dr. Sebelik currently serves as professor of otolaryngology, head and neck surgery at Emory University School of Medicine, where she is an endocrine head and neck surgeon. She also serves as director of head and neck oncology at the Atlanta VA Medical Center. ■ – GREG CALHOUN



Dr. Merry Sebelik (far right) performs surgery with Dr. Etienne Ndamyiyumva (far left), a local otolaryngologist, at Kibagabaga Hospital in Kigali, Rwanda, October 2022. (photo courtesy of Dr. Ameer Shah)

A Career in Cardiothoracic Surgery that Began with Wisconsin's First Heart Transplant

Larry W. Stephenson, MD '70, an internationally honored cardiothoracic surgeon, says his decision to become a heart surgeon was influenced by two medical school faculty mentors, W. Dudley Johnson, MD, and Derward Lepley, Jr., MD '49.

As a third-year medical student at the Marquette School of Medicine (MCW's predecessor) in 1968, he was the first to report on Dr. Johnson's groundbreaking success in which he bypassed a patient's right coronary artery using a vein taken from the patient's leg. The achievement, published in the *Marquette Medical Review*, led to improved patient outcomes worldwide. He also edited the journal's last issue, although it was never printed. Unbeknownst to the medical students, the medical school was on the brink of bankruptcy in 1969 – a catastrophe that was averted through a successful emergency fundraising campaign.

Dr. Lepley, professor of cardiothoracic surgery, recognized Stephenson's potential as a heart surgeon and invited him to be part of the surgical team that performed Wisconsin's first heart transplant operation on October 21, 1968, at Milwaukee's St. Luke's Hospital.

"Dr. Lepley was the chief surgeon, and Dr. Johnson assisted him," Dr. Stephenson recalls. "Two Marquette surgical residents were second and third assistants [James Romer, MD '64, GME '73, FEL '73, and Ronald Ramstedt, MD, GME '69]. Dr. Lepley asked me to be the fourth assistant. I got to sew up the groin where the heart/lung machine cannula were – which was pretty thrilling."

Dr. Stephenson served an internship, residency and cardiothoracic research fellowship at the University of Alabama in Birmingham. That was followed by a cardiothoracic surgery residency and faculty appointment at the University of Pennsylvania, where he served at the Hospital of the University of Pennsylvania (HUP) and Children's Hospital of Philadelphia. Dr. Stephenson also established HUP's Level One Trauma Center, served as its first director and was named the J. William White Professor of Surgical Research.

In 1989, Dr. Stephenson joined the Wayne State University School of Medicine as professor and chief of the division of cardiothoracic surgery. He also was chief of cardiothoracic surgery at Harper University Hospital and specialist-in-chief at Detroit Medical Center and its affiliated hospitals – positions he held for 22 years. He was invested as the Ford-Webber Chair in Surgery at Wayne State in 1995.



(l-r) Drs. Ramstedt, Stephenson and Romer were part of the team performing Wisconsin's first heart transplant procedure at St. Luke's Hospital on October 21, 1968. The heart transplant recipient lived eight years post-transplant.

Throughout the course of his career, Dr. Stephenson performed an estimated 6,000 surgeries. In addition to teaching and patient care, Dr. Stephenson focused his research on the use of ventricular assist devices and on the replacement of damaged heart muscle with muscles from other parts of the body.

Dr. Stephenson authored or co-authored 13 books, 48 book chapters and more than 300 articles on medicine, science and general history. He is considered one of the world's preeminent scholars on the history of cardiothoracic surgery.

In 2016, he was asked to write a comprehensive history of the Wayne State University School of Medicine for its 150th anniversary in 2019. Dr. Stephenson was named as the medical school's historian, a position he continues to hold today.

In 2000, Dr. Stephenson was one of 50 surgeons worldwide to be honored in Paris for their pioneering work in heart surgery. In 2009, he was elected to membership in the surgical branch of the Russian Academy of Medical Sciences as an Honored Professor.

Returning to MCW to celebrate his 50th class reunion, Dr. Stephenson said, "It's unbelievable how much the medical school has grown. It's a top notch institution." ■ – RICHARD N. KATSCHKE

ALUMNI NOTES

1960s

Joseph E. Gutierrez, MD '61, retired from practice as a general and vascular surgeon in McLean, Va. He served the Medical Society of the District of Columbia as president, board chair and treasurer, and was chair of the society's delegation to the American Medical Association's House of Delegates. In retirement, he plans to enjoy his hobbies of bonsai horticulture and underwater photography, as well as spending time with his seven children and seven grandchildren.

1980s



Beth A. Erickson*, MD '84, GME '88, was named the inaugural holder of the J. Frank and Vera B. Wilson Professorship in Radiation Oncology at MCW. Her clinical practice focuses on the treatment of patients with gastrointestinal, gynecologic and eye/orbital cancers. She also serves as chief of brachytherapy services at MCW. She was named the MCW/Marquette Medical Alumni Association's *Alumna of the Year* in 2019.



Paul Boeder, MD '89, GME '93, joined Western Wisconsin Health in Baldwin and Roberts, Wis., as an obstetrician/gynecologist. Dr. Boeder takes a special interest in high-risk obstetrics and minimally invasive surgery.

Anthony Shaheen, MD '89, is a board-certified urologist with the Monterrey Urology Center in Monterrey, Calif. He treats the full spectrum of urological conditions including prostate cancer.

*MCW faculty member

1990s

Brian D. Den Hartog, MD, FEL '91, was named president of the American Orthopaedic Foot & Ankle Society. He is a foot and ankle orthopaedic surgeon at Twin Cities Orthopaedics in Woodbury, Minn.



David Del Toro*, MD, GME '92, garnered the American Association of Neuromuscular & Electrodiagnostic Medicine's 2022 *Ernest Johnson Outstanding Educator Award*. He is an MCW professor of physical medicine and rehabilitation.



Padma Doniparthi, MD '92, FEL '98, joined Pain Specialists of America and is providing patient care in Temple and Georgetown, Texas. Dr. Doniparthi is a triple board-certified interventional pain management physician.

Steven Bardfield, MD, GME '97, has joined Fox Valley Orthopedics and is seeing patients in Barrington, Elgin and Geneva, Ill. He specializes in providing nonsurgical treatment of painful spinal disorders.

Michael J. Menen, MD '97, has been appointed chief medical officer of MedReview, Inc., a payment integrity, utilization management and quality surveillance services provider headquartered in New York City. Dr. Menen previously was the national chief medical officer for Optum, a division of UnitedHealth Group.

Wally Curry, MD '98, joined the Western Kansas Urology Associates in Hays, Kan. He is board-certified in urology.

Scott Koss, MD '98, GME '00, '04, joined the Wisconsin Vein Center and Medispa in Pewaukee as an interventional radiologist.



Sandra Lin, MD, GME '99, was appointed chair of the University of Wisconsin School of Medicine and Public Health department of surgery's division of otolaryngology – head and neck surgery. She previously served as a professor and vice chair of the department of otolaryngology at Johns Hopkins.

2000s



José Parra, MD, GME '00, was appointed associate professor of vascular surgery in the University of Wisconsin School of Medicine and Public Health's department of surgery. He previously was a vascular surgeon at Maryland Vascular Specialists.

Taft Parsons, MD '01, has been named as CVS Health's first vice president and chief psychiatric officer. He previously was enterprise medical director for behavioral health for Humana.

Matthew A. Steliga, MD '01, was appointed the Kent C. Westbrook, MD, Distinguished Chair in Surgical Oncology at the University of Arkansas Medical Sciences College of Medicine in Little Rock. He is chief of the division of thoracic surgery in the department of surgery.

Branden Hexom, MD '05, was promoted to professor of emergency medicine and vice chair for academic affairs at Rush University Medical Center in Chicago.

Edsel Salvana, MD, GME '05, is the director of the Institute of Molecular Biology and Biotechnology within the National Institutes of Health at the University of the Philippines in Manila. He also is adjunct professor for global health at the University of Pittsburgh.

Tracy Beth Hoeg, MD '06, PhD, is a consultant epidemiologist with the Florida State Department of Health and is in private practice in northern California.



Kelly Collins, MD '07, GME '13, was named associate professor in the University of Wisconsin School of Medicine and Public Health's division of transplantation in the department of surgery. In addition, she is the UW Health surgical director for two pediatric transplant programs: kidney and liver.

Claude Nguyen, MD '07, was appointed director of clinical informatics for Adaptive Research, a clinical trial site organization in San Francisco that integrates community physicians into the clinical trial process. Dr. Nguyen, a vascular neurologist, previously served as telestroke director at Baylor Scott White Health in Texas.



Charlene Vander Zanden, MD '07, joined ProHealth Care. She is board certified in internal medicine and sees patients at ProHealth Care's Delafield (Wis.) Clinic.

2010s



Peter S. LaViolette*, PhD '11, was named the Robert C. Olson, MD, Professor in Radiology at MCW. Dr. LaViolette's research focuses on neurological diseases.

Kwabena Yeboah, MD '12, recently authored an opinion editorial in *MedPage Today* entitled, "Where Are All the Black Radiologists?" Dr. Yeboah is a diagnostic radiology specialist in Plano, Texas.

Drake Gashkoff, MD '16, a family medicine physician, has joined Memorial Care in Jacksonville, Fla. He most recently served as a family physician with Duly Health and Care, previously known as DuPage Medical Group, in Illinois.

Ryan Vogel, MD, GME '17, joined Watertown (Wis.) Regional Medical Center as a retina specialist providing comprehensive treatment for retinal diseases. He also recently established his own practice, Advanced Retina, in Delafield, Wis.

Daniel Michalik, MD '18, a dermatologist, has joined Edward-Elmhurst Medical Group with offices in Elmhurst and Lombard, Ill. He completed his internship and residency in dermatology at Cleveland Clinic.

Katherine Kuefler, MD '19, is a member of the emergency medicine team at the Sanford Bemidji Medical Center in Bemidji, Minn. She completed her residency training at Wake Forest School of Medicine – Atrium Health Wake Forest Baptist Hospital in Winston-Salem, N.C.

Andrew Radtke, MD, GME '19, joined Prevea Health in Sheboygan, Wis., as a urologist. Following his residency training at MCW, Dr. Radtke completed a fellowship in robotic surgery and endourology through Loyola University Medical Center.

Ben Sajdak, PhD '19, is director of emerging animal models for Fauna Bio, a California-based biotech company. He also holds an adjunct faculty appointment at the University of Wisconsin-Oshkosh.

2020s

Hoon Choi, MD, PhD '20, FEL '17, joined Cleveland Clinic's Weston Hospital in Miami/Ft. Lauderdale, Fla. With his unique surgeon-engineer background, Dr. Choi specializes in minimally invasive

robotic spine surgery, artificial disc replacement and functional/restorative spine surgery, and leads translational engineering research for personalized spine surgery.


Devin Dunatov, MD, GME '20, was named medical director for Burning Tree West, an addiction therapy program in Tucson, Ariz.

Jonathan P. Greenberg, MD FEL '21, has joined NJRetina as a retina specialist and vitreoretinal surgeon. He sees patients in Vauxhall, Wayne and Elizabeth, N.J.

Jacob Jipp, MD, GME '21, a urologist, has joined the Adair County Health System in Greenfield, Iowa.

Knowledge Changing Life Available for Purchase

Written by
MCW Chief
Historian
Richard N.
Katschke, MA,
this 720-
page book
explores
MCW's 125+
years of
accomplishments, challenges
and controversies. It is available
for purchase through the
MCW online retail store at
mcw.edu/historybook for \$35.00
plus tax and shipping. Questions?
Contact MCWmagazine@mcw.edu.



MCW MAGAZINE wants news of your accomplishments and activities. We encourage you to send updates through ENGAGE, MCW's online platform for alumni. You also can send updates by email to alumni@mcw.edu.

IN MEMORIAM

1950s

Francis I. Andres, MD '58, GME '66, died on August 3, 2022, at the age of 89. He was a member of Urology Associates, Ltd., in Waukesha, Wis., where he had served as president. He served as chief of surgery, chief of staff and a member of the board of directors for Aurora West Allis (Wis.) Hospital. Dr. Andres was an associate clinical professor of urology at MCW.

John William Sheehan, MD '59, died on September 3, 2022, at the age of 91. He practiced orthopaedic surgery in Park Ridge, Ill., and served on the staff of Resurrection Hospital in Chicago. Upon retirement, he relocated to Hollywood, Fla.

1960s

Gholi G. Darien, MD '62, died on August 4, 2022, at the age of 88. Dr. Darien emigrated to the US from Iran to pursue a career in medicine. He practiced as a member of Madison Medical Affiliates in Milwaukee.

John F. Fraser, MD '62, died on December 27, 2020. He served as a family medicine practitioner for over 40 years at St. Jude Hospital in Fullerton, Calif.

Donald Liegler, MD '63, died on June 6, 2022. In 1971, Dr. Liegler joined the San Gabriel Valley Neurological Medical Group in West Covina, Calif., and practiced with the group until his retirement. He was elected chief of staff at Queen of the Valley Hospital in West Covina during his practice years.

James Carl Johnson, MD '64, of Brevard, N.C., died on July 2, 2022. He served his entire career as an orthopaedic surgeon in private practice in Orlando, Fla.

Donald Kevin Shaw, MD '65, of Milwaukee, died on July 25, 2022, at the age of 85. Dr. Shaw served as a radiologist at what is now Ascension Columbia St. Mary's Hospital in Milwaukee before continuing his practice at Oconomowoc (Wis.) Memorial Hospital. Following his first retirement at the age of 65, he returned to Ascension Columbia St. Mary's Hospital's predecessor, where he cared for patients until his second retirement at the age of 70.

Roger P. Johnson, MD '67, GME '73, MS '65, of Wauwatosa, Wis., died on August 1, 2022, at the age of 82. Dr. Johnson was an orthopaedic surgeon for 47 years. He conducted research on the mechanics and fractures of the wrist that is now used by orthopaedic surgeons around the world. In addition to publishing numerous medical articles and papers, he was a clinical professor of orthopaedic surgery at MCW for many years. Dr. Johnson served as president of the MCW/Marquette Medical Alumni Association from 2000–2001 and was the recipient of the Association's *Distinguished Service Award* in 2003. He also served on the executive committee of the Walter Zeit Fellowship, MCW's premier giving society.

William Joseph Dooley, Jr., MD '68, of Flagstaff, Ariz., died on August 29, 2022. During his career, he was one of the only ophthalmologists serving Lake Havasu, Ariz., and surrounding communities.

1970s

Leonard Weistrop, MD, GME '72, of Bayside, Wis., died on June 3, 2022, at the age of 78. He and three other internists created Columbia Internal Medicine Associates in Milwaukee. Dr. Weistrop served on the boards of the Shorewood (Wis.) Health Department, the Golda Meir Library and the Friends of the Shorewood Library.

He taught at the University of Wisconsin–Milwaukee School of Social Work and was a founder of the Milwaukee History of Medicine Society.

Joseph E. Godard, MD, GME '74, of New Smyrna Beach, Fla., died on September 2, 2022, at the age of 80. He was the first full-time radiologist at Fish Memorial Hospital (now AdventHealth) in New Smyrna Beach, where he worked for 22 years.

Terry Hollenbeck, MD '71, died on August 2, 2022, at the age of 76. He followed in the footsteps of his father and grandfather by attending MCW. He started his career as the head physician of the Santa Clara County (Calif.) jail system providing care to the inmates. During that time, he also followed his interest in emergency medicine and joined the emergency department staff of Santa Clara Valley Medical Center, where he practiced between 1974 and 1978. He then served as a medical missionary in Honduras. From 1983 to 2015, he staffed urgent care clinics in Los Gatos and Santa Cruz, Calif.

Michael Peter Miller, MD '75, died on July 6, 2022, at the age of 77. Beginning in 1980, Dr. Miller practiced allergy and internal medicine in the Nashville area. In more recent years, he focused his work on helping those battling addiction, which he had said he believed was his life's calling.

William S. Traudt, MD '75, of Nashville, died on August 24, 2022, at the age of 72. He served as an orthopedic surgeon in Janesville, Wis., and later in Milwaukee.

1980s

Carol M. Porth*, RN, MSN, PhD '80, died on July 6, 2022. She was a professor of nursing at the University of Wisconsin–Milwaukee for 30 years and

**MCW is grateful to Dr. Porth for her Legacy Society membership.*

a contributing professor emerita for an additional 25 years. Recognizing a need for better textbooks, Dr. Porth wrote two successful textbooks on pathophysiology that are still in use in nursing schools around the country. She was a member of MCW's Walter Zeit Fellowship executive committee for several years.

Edward Glenn Michl, MD, GME '83, died on July 18, 2022. After completing his residency at MCW, he began his medical career originally at Glen Ellyn (Ill.) Clinic (later known as DuPage Medical Group and then Duly Health and Care). He was the first internist from that group to establish a practice in Naperville, Ill.

1990s

Katherine Merrill, MD '94, of Astoria, Ore., died on May 22, 2022, at the age of 59. She worked at PeaceHealth Medical Clinic and later co-founded Pacific Family Medicine, both in Astoria.


2000s

Morgan Budde, MD, GME '09, of Winchester, Ky., died on May 26, 2022, at the age of 46. Dr. Budde opened a primary care clinic in Winchester in 2016 and served as the community's beloved doctor.

Special Remembrances

Janice Burke, PhD, died on September 5, 2022. She served on the MCW faculty for 32 years in the department of ophthalmology and visual sciences and received MCW's *Distinguished Service Award* in 2003. Dr. Burke joined MCW in 1982 and remained until her retirement in 2014, at which time she was named a professor emerita. After rising through the ranks, she was appointed as the Marjorie and Joseph Heil Professor of Ophthalmology, and her research was recognized both nationally and internationally.

Walter Hogan, MD '58, FEL '64, MCW's longest-serving faculty member and a founder of the internationally esteemed "Milwaukee Group" of digestive disease experts, died on October 8, 2022, at the age of 91. Dr. Hogan served on MCW's faculty from 1964 until his retirement in 2020, when he was bestowed the title of professor emeritus of medicine (gastroenterology and hepatology). During his career at MCW, he was a professor and chief of gastroenterology and hepatology in the department of medicine and professor of radiology.



As a founder of the "Milwaukee Group," Dr. Hogan conducted pioneering studies on gastroesophageal reflux and the effects of alcohol on esophageal motility. With Joseph Geenen, MD '60, GME '65, FEL '67, he conducted landmark studies on sphincter of Oddi dysfunction and its impact on the gallbladder. In 1987, Drs. Geenen and Hogan developed the Geenen-Hogan Classification of patients with sphincter of Oddi dysfunction, a bile duct disorder.

Dr. Hogan graduated from the Marquette University School of Medicine (MCW's predecessor) in 1958. He served his internship and residency in internal medicine at the Milwaukee County General Hospital and was the medical school's first fellow in gastroenterology. After completing his fellowship training, he joined the medical school's faculty as chief of gastroenterology at the Zablocki VA Medical Center. He was promoted to professor in 1975 and was named co-chief of the division of gastroenterology in 1990. He was chief of gastroenterology from 1993-1996.

The Medical College of Wisconsin/Marquette Medical Alumni Association named Dr. Hogan as *Alumnus of the Year* in 1994. In 1995, he was the recipient of MCW's *Distinguished Service Award*, the highest faculty and staff honor. He was inducted as a member of MCW's Society of Teaching Scholars in 2003. In 2019, current and former MCW gastroenterology faculty members, fellows and residents contributed to create the Konrad H. Soergel, MD, and Walter J. Hogan, MD, Endowed Professorship. Kia Saeian, MD, GME '96, FEL '99, professor of gastroenterology and hepatology, is the inaugural holder of the endowed professorship.

Dr. Hogan was predeceased by his wife of 51 years, M. Rosalie Hogan, MD '59. He is survived by four children and three grandchildren.

continued on page 38

IN MEMORIAM



James S. Hyde, PhD, died on August 13, 2022. He was the James S. Hyde Professor Emeritus and a pioneer in functional magnetic resonance imaging (fMRI), as well as one of the world's leading authorities on brain connectivity and electron paramagnetic resonance instrumentation.

Dr. Hyde was the founding director of MCW's Biophysics Research Institute (now the department of biophysics)

and in 2009 was named the founding holder of the James S. Hyde Professorship in Biophysics. In 1992, Dr. Hyde and students Eric Wong and Peter Bandettini were the first in the world to publish an article on functional magnetic resonance imaging of the sensorimotor system in the human brain. In 1995, Dr. Hyde published the first paper on functional connectivity MRI.

During his 41-year career at MCW (1975–2016), Dr. Hyde received more than \$56 million in direct federal grant support. He authored or co-authored more than 400 scientific papers and book chapters and secured 37 patents in imaging and electron paramagnetic resonance technology.

His honors include an honorary doctorate degree from Jagiellonian University in Poland, the *Braker Prize* of the Royal Society of Chemistry in the United Kingdom and gold medals from both the International Electron Paramagnetic Resonance and Electron Spin Resonance Society, and the International Society for Magnetic Resonance in Medicine. He also was the recipient of MCW's *T. Michael Bolger Award* and *Distinguished Service Award*.

John Moulder, PhD, died on July 17, 2022. He served on the MCW faculty for 38 years and was an internationally recognized expert on the risks of radiation injuries.

Dr. Moulder was selected to be one of the inaugural Fellows of the Radiation Research Society to honor his contributions to the understanding of radiation injuries including radiologic terrorism, stray voltage and cell phone usage. He made numerous discoveries throughout his career, including the discovery in 1992 that angiotensin-converting enzyme inhibitors could be used following irradiation to decrease experimental radiation-induced normal tissue injuries.



Dr. Moulder, a professor of radiation oncology, also served as director of the MCW National Center for Medical Countermeasures Against Radiological Terrorism, which was designated in 2005 through a five-year, \$18.5 million contract from the National Institute of Allergy and Infectious Diseases. The center was created to develop treatment plans in the event of a nuclear accident or radiological terrorism.

Dr. Moulder retired from MCW in 2016.

Donovan Riley, Jr., JD, of Milwaukee, died on August 18, 2022, at the age of 85. He was MCW's vice president for administration from 1978 to 1984. Riley was one of MCW's key leaders in the administration of MCW President Leonard Cronkhite, MD. He helped lead MCW's relocation to new facilities on the Milwaukee Regional Medical Center campus and strengthened MCW's relationships with elected officials.

James Tweddell, MD, died on July 1, 2022, at the age of 62. He previously served as professor and chief of the division of cardiothoracic surgery at MCW.

Dr. Tweddell, who was internationally recognized for his work on congenital cardiac surgery, held the S. Bert Litwin Chair for Cardiothoracic Surgery and was director of pediatric cardiothoracic surgery at Children's Wisconsin. He left MCW in 2015 to become the executive co-director of the Heart Institute at Cincinnati Children's Hospital Medical Center.

Charles "Chuck" Wilson, PhD, died on September 6, 2022. He previously served as professor of radiology at MCW. He joined MCW in 1974 and retired in 2015 after 41 years of service.

As a physicist in the department of radiology and as chief of medical physics, Dr. Wilson was responsible for directing and supervising the quality of essentially all imaging studies, maintaining the radiologic equipment, managing equipment acquisition and teaching medical physics to generations of radiology residents.

Dr. Wilson was a leader in numerous collaborative educational programs at MCW as well as in other academic programs at the University of Wisconsin–Milwaukee, Marquette University and with various industries across the country.

Dr. Wilson served for years as the chair of the State Radiation Protection Council, playing a major role in radiologic physics and radiation protection policy formation and monitoring.



Celebrating Milestone Reunions in 2022





knowledge changing life

8701 Watertown Plank Road
P.O. Box 26509
Milwaukee, WI 53226-0509
414-955-4725
MCWmagazine@mcw.edu

CHANGE SERVICE REQUESTED

Non-Profit Organization
US Postage
PAID
Milwaukee, Wisconsin
Permit No. 3431



Your Gift Makes the Difference.

Your generosity to our Annual Fund for Excellence advances life-changing research for our patients, supports the next generation of healthcare professionals and makes our communities healthier for all.

Make your gift by December 31, 2022 and be the difference in securing the future of healthcare in Wisconsin and beyond. For more information about MCW's Annual Fund for Excellence, visit mcw.edu/annualfund.