

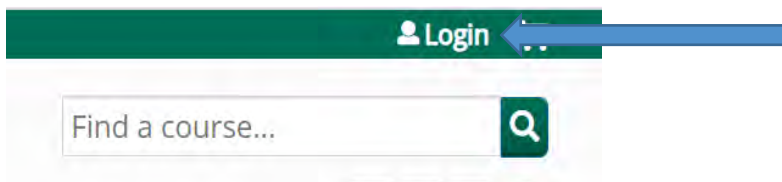
Creating and Editing Ethos Account

Creating your account:

*** MCW staff and faculty must call MCW-IS for access to Ethos. 414-955-4357, option 8. *** Once you have access your account is created.

Go to EthosCE: <https://ocpe.mcw.edu/>

Click the Login button



Click the appropriate button.

Log in / Create account

Please select an account type.

If you are unsure if you already have an account, please call (414) 955-4900.

MCW login supports current Faculty and Staff. Former MCW Faculty and Staff should contact the MCW Office of Continuing Education & Professional Education at (414) 955-4900 or at cme@mcw.edu to have login credential reset.

Medical College of Wisconsin Login

For current MCW Faculty and Staff with Single Sign On system access, please login.

LOGIN ▶

Non-MCW login

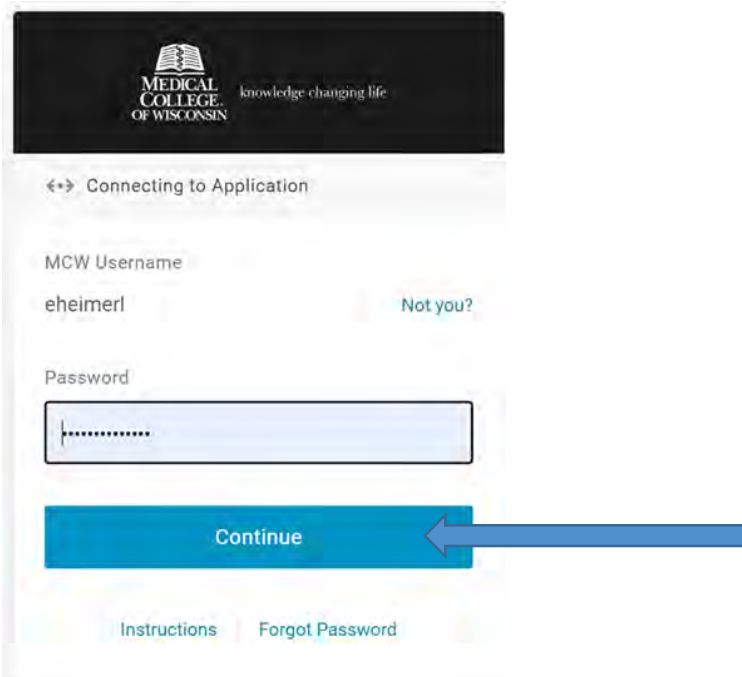
Non-MCW healthcare professionals please login or create an account.

NON-MCW LOGIN ▶

CREATE NEW NON-MCW ACCOUNT ▶

MCW Faculty and Staff click here.

Click “Continue”



MEDICAL COLLEGE OF WISCONSIN knowledge changing life

←→ Connecting to Application

MCW Username
eheimerl [Not you?](#)

Password
[Masked Password]

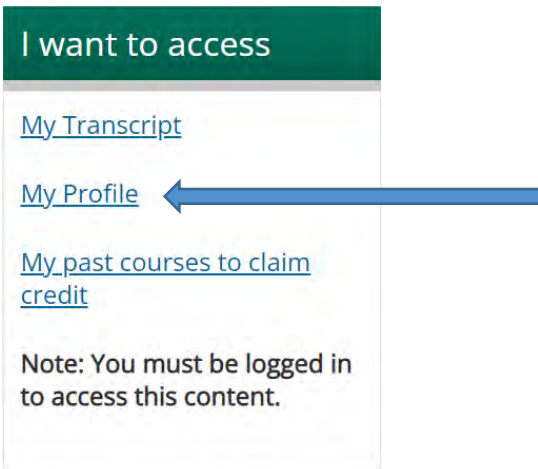
[Continue](#)

[Instructions](#) [Forgot Password](#)

Adding personal information and editing your account:

When you are completing the profile information fill in the answers that match with your licensing and/or board information. Your name and address will appear on your transcript.

After logging in, on the left hand side, click on “My Profile”



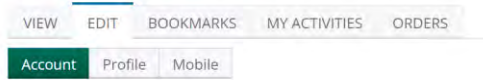
I want to access

- [My Transcript](#)
- [My Profile](#)
- [My past courses to claim credit](#)

Note: You must be logged in to access this content.

Click “Edit” then “Profile”

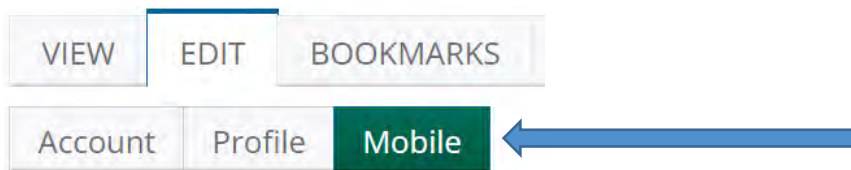
My Account



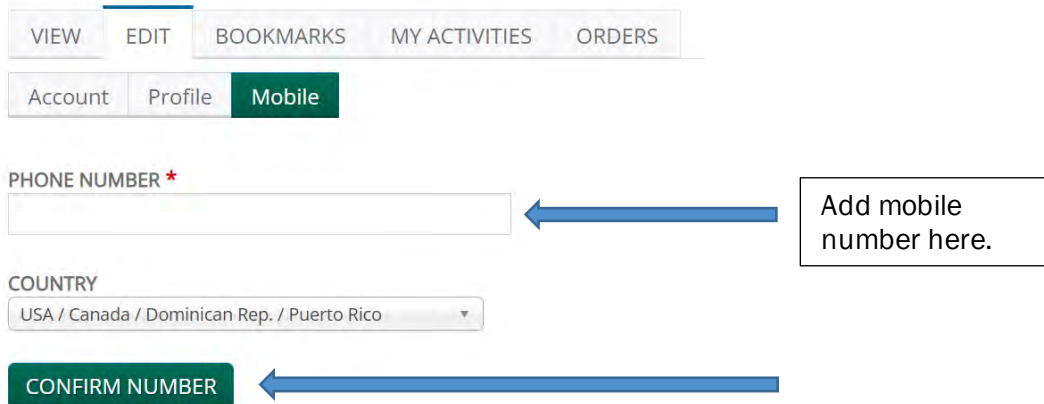
When all boxes are completed, click the “Save” button on the bottom of the screen,



Next, click the “mobile” tab.



Add your mobile number in the appropriate box and click “confirm number”



You will receive a confirmation code on your mobile device. Type the code and click “confirm number”

MOBILE PHONE NUMBER



Your number will be here

CONFIRMATION CODE

Enter the confirmation code sent by SMS to your mobile phone.



Enter confirmation code here

CONFIRM NUMBER

DELETE & START OVER