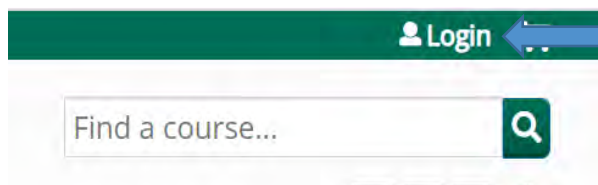


## Creating and Editing Ethos Account

### Creating your account:

Go to EthosCE: <https://ocpe.mcw.edu/>

Click the Login button



You will click "Login" to create an account OR to edit your account.

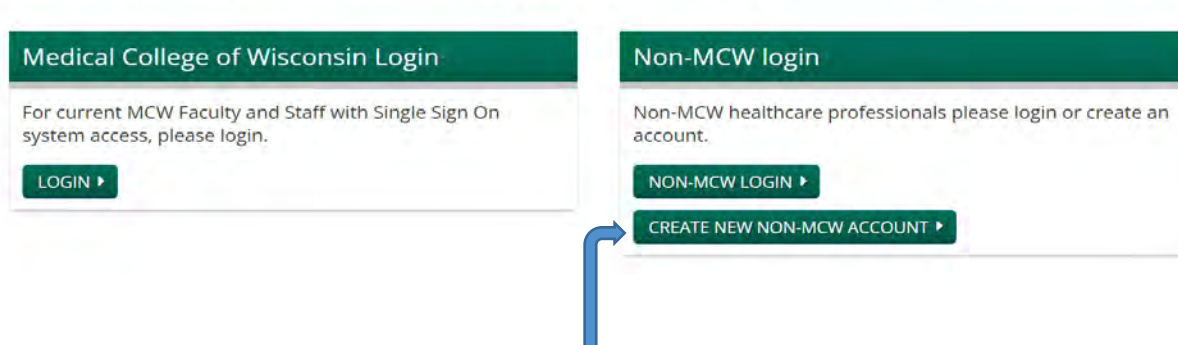
Click the appropriate button.

## Log in / Create account

Please select an account type.

If you are unsure if you already have an account, please call (414) 955-4900.

MCW login supports current Faculty and Staff. Former MCW Faculty and Staff should contact the MCW Office of Continuing Education & Professional Education at (414) 955-4900 or at [cme@mcw.edu](mailto:cme@mcw.edu) to have login credential reset.



Non-MCW Faculty and Staff click here

# Adding personal information to your account:

When you are completing the profile information fill in the answers that match with your licensing and/or board information. Your name and address will appear on your transcript.

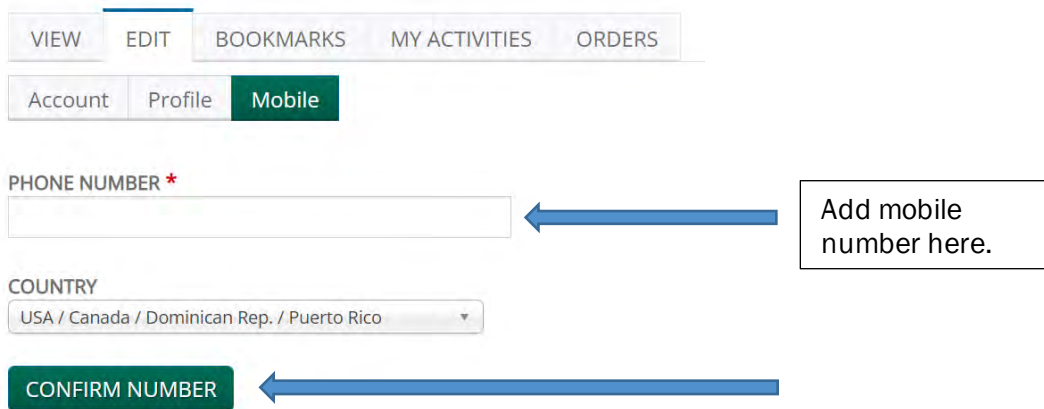
When all boxes are completed, click the “Save” button on the bottom of the screen,



Next, click the “mobile” tab.



Add your mobile number in the appropriate box and click “confirm number”



You will receive a confirmation code on your mobile device. Type the code and click “confirm number”

VIEW EDIT BOOKMARKS MY ACTIVITIES ORDERS

Account Profile **Mobile**

MOBILE PHONE NUMBER  
[Redacted] ← Your number will be here

CONFIRMATION CODE  
Enter the confirmation code sent by SMS to your mobile phone.  
[Redacted] ← Enter confirmation code here

CONFIRM NUMBER DELETE & START OVER

## Editing your account

After logging in, on the left hand side, click on “My Profile”

I want to access

- [My Transcript](#)
- [My Profile](#) ←
- [My past courses to claim credit](#)

Note: You must be logged in to access this content.

Click “Edit” then “Profile”

## My Account

VIEW EDIT **BOOKMARKS**

Account Profile Mobile

←

↑

Update your information and click “Save”

SAVE